



Notice is given that an ordinary meeting of the Corporate Services Committee will be held on:

**Date:** Thursday 5 April 2012  
**Time:** 9.30 am  
**Meeting Room:** Tasman Council Chamber  
**Venue:** 189 Queen Street  
Richmond

---

## Corporate Services Committee

### AGENDA

---

#### MEMBERSHIP

**Chairperson**

Cr T B King

**Deputy Chairperson**

Cr G A Glover

**Members**

Mayor R G Kempthorne

Cr M L Bouillir

Cr S G Bryant

Cr B F Dowler

Cr J L Edgar

Cr B W Ensor

Cr J L Inglis

Cr C M Maling

Cr Z S Mirfin

Cr T E Norriss

Cr P F Sangster

Cr E J Wilkins

(Quorum 2 members)

Contact Telephone: 03 543 8453

Email: [valerie.gribble@tasman.govt.nz](mailto:valerie.gribble@tasman.govt.nz)

Website: [www.tasman.govt.nz](http://www.tasman.govt.nz)



## **AGENDA**

### **1 OPENING, WELCOME**

### **2 APOLOGIES AND LEAVE OF ABSENCE**

**Recommendation**

**THAT apologies be accepted.**

### **3 PUBLIC FORUM**

### **4 DECLARATIONS OF INTEREST**

### **5 CONFIRMATION OF MINUTES**

**THAT the minutes of the Corporate Services Committee meeting held on Thursday, 23 February 2012, be confirmed as a true and correct record of the meeting.**

### **6 PRESENTATIONS**

Nil

### **7 REPORTS**

7.1 Corporate Services Manager's Report .....	5
7.2 Information Services Update .....	7
7.3 Treasury Management Report.....	11
7.4 Loan Funding 2011/2012.....	17
7.5 January 2012 Financials.....	25
7.6 Motueka Aerodrome Management Plan and Development Plan.....	33
7.7 Motueka Aerodrome.....	43
7.8 Forestry and Port Tarohe Financial Reports.....	51
7.9 Accounts for Payment February 2012 .....	57

### **8 REPORTS OF COMMITTEE**

**Recommendation**

**THAT the minutes of the Council Enterprises Subcommittee meeting held on Wednesday 16 November 2011 be received by the Corporate Services Committee.**

## 9 CONFIDENTIAL SESSION

### 9.1 Procedural motion to exclude the public

The following motion is submitted for consideration:

**THAT the public be excluded from the following part(s) of the proceedings of this meeting. The general subject of each matter to be considered while the public is excluded, the reason for passing this resolution in relation to each matter, and the specific grounds under section 48(1) of the Local Government Official Information and Meetings Act 1987 for the passing of this resolution follows.**

**This resolution is made in reliance on section 48(1)(a) of the Local Government Official Information and Meetings Act 1987 and the particular interest or interests protected by section 6 or section 7 of that Act which would be prejudiced by the holding of the whole or relevant part of the proceedings of the meeting in public, as follows:**

### 9.2 Nelson Airport Ltd, Departure Levy

Reason for passing this resolution in relation to each matter	Particular interest(s) protected (where applicable)	Ground(s) under section 48(1) for the passing of this resolution
The public conduct of the part of the meeting would be likely to result in the disclosure of information for which good reason for withholding exists under section 7.	s7(2)(h) - The withholding of the information is necessary to enable the local authority to carry out, without prejudice or disadvantage, commercial activities.	s48(1)(a) The public conduct of the part of the meeting would be likely to result in the disclosure of information for which good reason for withholding exists under section 7.

### 9.3. Local Government Funding Agency: Acting Chief Executive Remuneration

Reason for passing this resolution in relation to each matter	Particular interest(s) protected (where applicable)	Ground(s) under section 48(1) for the passing of this resolution
The public conduct of the part of the meeting would be likely to result in the disclosure of information for which good reason for withholding exists under section 7.	s7(2)(a) - The withholding of the information is necessary to protect the privacy of natural persons, including that of a deceased person.	s48(1)(a) The public conduct of the part of the meeting would be likely to result in the disclosure of information for which good reason for withholding exists under section 7.

### 9.4 Local Government Funding Agency - Statement of Intent 2012/2013

Reason for passing this resolution in relation to each matter	Particular interest(s) protected (where applicable)	Ground(s) under section 48(1) for the passing of this resolution
The public conduct of the part of the meeting would be likely to result in the disclosure of information for which good reason for withholding exists under section 7.	s7(2)(h) - The withholding of the information is necessary to enable the local authority to carry out, without prejudice or disadvantage, commercial activities.	s48(1)(a) The public conduct of the part of the meeting would be likely to result in the disclosure of information for which good reason for withholding exists under section 7.

## 7 REPORTS

### 7.1 CORPORATE SERVICES MANAGER'S REPORT

Information Only - No Decision Required

**Report To:** Corporate Services Committee  
**Meeting Date:** 5 April 2012  
**Report Author:** Murray Staite, Corporate Services Manager  
**File Reference:** A501

### REPORT SUMMARY

#### EXECUTIVE SUMMARY

This report updates the Committee on several council matters including the Civic Assurance statement of intent and the December 2011 financials.

#### RECOMMENDATION/S

That the report be received.

#### DRAFT RESOLUTION

**That the Corporate Services Committee receives the Corporate Services Manager's Report.**

## 7.1 CORPORATE SERVICES MANAGER'S REPORT

Information Only - No Decision Required

**Report To:** Corporate Services Committee  
**Meeting Date:** 5 April 2012  
**Report Author:** Murray Staite, Corporate Services Manager  
**File Reference:** A501

### 1 Civic Assurance. Statement of Intent

- 1.1 The draft 2012 statement of intent for Civic Assurance has recently been received. While Civic Assurance is not a Council Controlled Organisation, and therefore required by law to produce a statement of intent, Civic Assurance believes that the document adds value to shareholders and is good practice.
- 1.2 If any members wish to obtain a copy please contact me direct.

### 2 December 2011 Financials

It was expected that the completed December 2011 financials and closed accounts would be presented at this meeting. Unfortunately, due to time constraints involving the Long Term Plan and the recent flood event this has not been possible. These financials will be presented instead to the next meeting of this Committee.

### 3 RECOMMENDATION/S

That the report be received.

### 4 DRAFT RESOLUTION

**That the Corporate Services Committee receives the Corporate Services Manager's Report.**

### Appendices

Nil

## 7.2 INFORMATION SERVICES UPDATE

Information Only - No Decision Required

**Report To:** Corporate Services Committee  
**Meeting Date:** 5 April 2012  
**Report Author:** Peter Darlington, Information Services Manager  
**File Reference:** A501

Item 7.2

### REPORT SUMMARY

#### EXECUTIVE SUMMARY

This report is an update for the Corporate Services Committee on the latest activity and projects in the Information Services Section.

#### RECOMMENDATION/S

That the report be received.

#### DRAFT RESOLUTION

**THAT the Corporate Services Committee receives the Information Services Update.**

**7.2 INFORMATION SERVICES UPDATE****Information Only - No Decision Required**

**Report To:** Corporate Services Committee  
**Meeting Date:** 5 April 2012  
**Report Author:** Peter Darlington, Information Services Manager  
**File Reference:** A501

**1 Broadband**

- 1.1 The Rural Broadband Stakeholders meeting for the Nelson/Tasman/Marlborough region was held in Blenheim on Friday 23 March 2012. This meeting discussed latest developments in the rural broadband rollout in our region.
- 1.2 Work has also begun on the Urban Fibre Broadband (UFB) rollout in the top of the south with Blenheim town centre being the first area to get connected. Blenheim is the only area within the Nelson/Tasman/Marlborough region to be timetabled in Year One of the project so it is still not clear when the UFB will be installed into Richmond (the only area covered by UFB in our district).

**2 Local Government Systems**

- 2.1 We are improving the way customer information is held in our local government system, NCS, by centralising customer data for most key local government functions into one area. This will improve the accuracy of our records and provide visibility of any outstanding monies owing for any services when customers visit Council offices.
- 2.2 It is also an important stepping stone in allowing customers to sign up with Council online to do business with us such as pay bills or complete applications and other requests.

**3 Shared IT Services**

- 3.1 Nelson and Tasman Information Services staff are compiling a Shared Information Technology Services report that will highlight opportunities for further cooperative development and sharing similar to the Top of the South Maps project.
- 3.2 The report will target opportunities for sharing and aligning systems, services and processes including the potential for joint development or acquisitions over the next 5-6 year window.
- 3.3 The report will be completed and circulated to the management teams of both councils by the end of April 2012.



**4 Miscellaneous Developments**

- 4.1 Information Services staff are working with District Library and Communications staff on the upgrade of the Tasman Libraries Website. The new website will be built on the same platform as our corporate site. Design work is currently underway and will be delivered in early April 2012 with the Libraries aiming to build the site ready for a launch in May 2012.
- 4.2 The new Council email server upgrade is now almost complete with most mailboxes across to the new system. This process is transparent to staff although, once finished, the new system will provide an improved Web interface to council email for staff and councillors.
- 4.3 The Citrix project is progressing as well with three Service Centre machines now in place and running the new system.

**5 RECOMMENDATION/S**

That the report be received.

**6 DRAFT RESOLUTION**

**THAT the Corporate Services Committee receives the Information Services Update.**

**Appendices**

Nil



### 7.3 TREASURY MANAGEMENT REPORT

Information Only - No Decision Required

**Report To:** Corporate Services Committee  
**Meeting Date:** 5 April 2012  
**Report Author:** Murray Staite, Corporate Services Manager  
**File Reference:** A501

Item 7.3

#### **REPORT SUMMARY**

##### **EXECUTIVE SUMMARY**

This report updates committee members on Councils Treasury Management

##### **RECOMMENDATION/S**

That the report be received.

##### **DRAFT RESOLUTION**

**That the Corporate Services Committee receives the Treasury Management Report.**

**7.3 TREASURY MANAGEMENT REPORT**

**Information Only - No Decision Required**

**Report To:** Corporate Services Committee  
**Meeting Date:** 5 April 2012  
**Report Author:** Murray Staite, Corporate Services Manager  
**File Reference:** A501

**TREASURY: FEBRUARY 2012**

**1.1 Debt Levels**

Council’s debt at 29 February 2012 stands at \$139.5 million, with an average interest rate of 5.38%. (June 2011 5.51%).

**1.2 New Swap Transactions**




The Corporate Services Manager has delegated authority to enter into interest rate swaps on behalf of Council on the proviso that it is reported back to this Committee.

No new swaps have been entered into since the last report.

**1.3 Treasury Limits**


The following are details of Council’s compliance with Treasury limits.

**Fixed Rate Maturity Profile Limit**

	<b>Minimum</b>	<b>Maximum</b>	<b>Actual: February 2012</b>	<b>Limit Meet</b>
1 – 3 years	20%	60%	25%	
3 – 5 years	20%	60%	37%	
5 – 10 years	10%	60%	38%	




**1.4 Fixed/Floating Profile**

(A maturity greater than 1 year is defined as fixed)

Minimum	Maximum	Fixed Actual: February 2012	Limit Meet
55%	95%	70%	

**1.5 Facility Maturity Limit**


To minimize the risks of large concentrations of debt maturing or being reissued in periods where credit margins are high for reasons within or beyond Council's control, delegated debt maturities are generally spread widely over a band of maturities.

	Minimum	Maximum	Actual: February 2012	Limit Meet
1 – 3 years	20%	60%	88%	
3 – 5 years	20%	60%	12%	
5 – 10 years	10%	60%	-	

The placing of funds with the Local Government Funding Agency will, over time, bring these limits back in line with policy. The first issuance occurred in March 2012 and will be reflected in the Treasury Management Report next reported to this Committee.

The current ASB facility expires in July of this year. Staff are working with ASB to extend this facility however the term of the facility will be largely dependent on pricing. Progress on this renegotiation will be reported back to a future meeting of this Committee.

1.6 Debt Levels



Treasury Limits	Actual February 2012	Within Limits
Net Debt not to exceed 20% of equity	12.58%	
Net external debt not to exceed 250% of total operating revenues	145.4%	
Net interest as a % of total revenues to be less than 20%	7.92%	
Net interest as a % of total annual rates to be less than 25%	12.66%	
Liquidity over the next 12 months to be at least 110%	113%	

**2 INVESTMENTS**

- 2.1 Council investments which include disaster funds, self insurance funds and general investments total \$4.76 million dollars with an average interest rate of 3.64% (July 2011 3.74%).

**RECOMMENDATION/S**

That the report be received.

**1 DRAFT RESOLUTION**

**That the Corporate Services Committee receives the Treasury Management Report.**

**Appendices**

Nil





## 7.4 LOAN FUNDING 2011/2012

Decision Required

**Report To:** Corporate Services Committee  
**Meeting Date:** 5 April 2012  
**Report Author:** Bryce Grammer, Financial Accountant  
**File Reference:** A501

Item 7.4

### **REPORT SUMMARY**

#### **EXECUTIVE SUMMARY**

To approve Council loan funding for the 2011/2012 year.

#### **RECOMMENDATION/S**

That the draft resolution be approved.

#### **DRAFT RESOLUTION**

#### **THAT:**

- i) **The Council shall borrow the sum of twenty one million, and three hundred and nine thousand, three hundred and sixty eight dollars (\$21,309,368) from the approved financial institutions as set out in the Treasury Management Policy.**
- ii) **Such borrowings shall be secured by the security stock allocated under the terms of the Council's Debenture Trust Deed dated 7<sup>th</sup> of July 2010 between the Council and Perpetual Trust Limited.**
- iii) **The stock secures all liability of the Council to the approved financial institutions under the documents.**
- iv) **The Council approves the transactions contemplated by the documents.**
- v) **The Chief Executive and Corporate Services Manager are authorised to sign the documentation on behalf of the Council.**
- vi) **The loan advance of dollars shall be used to finance the following projects identified in Council's 2011/2012 Annual Plan:**

<b>Roading:</b>	<b>\$</b>
Unsealed Road Metalling	647,700
Sealed Road Resurfacing	1,409,735
Drainage Renewals	510,000
Pavement Rehabilitation	357,000
Associated Improvements	102,000
James Road Bridge	658,000
Bridge Renewals/ Structure Replacement	358,900
Minor Safety Improvements	386,204
New Footpaths	109,708
Road Legalisation/Land Purchases	300,000
Lower Queen Street Property Purchases	400,000
Great Taste Trail Cycle Loop	362,600
Footpaths Rehab/Kerb and Channel/Street Lighting/ Walkways and Seal Extensions	632,285
Road Construction Capital	497,370
Turners Bluff Realignment	255,000
Central Business District Upgrades	116,652
 <b>Stormwater:</b>	
Motueka: Pool St/High St, Bill Wilkes Reserve and Reticulation Improvements	628,829
Swiftsure Street and Gibbs Road Upgrade	220,000
Little Kaiteriteri Rowling Road	272,568
Patons Rock Stormwater Improvements	225,000
Tasman Land Drainage Improvements/Culvert Upgrade	146,850
 <b>Refuse:</b>	
Eves Valley Landfill and Improvements	267,845
Richmond Resource Recovery Centre	647,716
Mariri Resource Recovery Centre	284,264
Collingwood/Takaka/Murchison Resource Recovery Centre Enhancements	292,900
Closed Landfills Construction and Landscaping	100,000
 <b>Water:</b>	
Richmond Improvements & Upgrades	482,803
Richmond Water Treatment Plant	468,000
Lee Valley Dam - Council Contribution	250,000
Richmond Meter/Fire Hydrant and Valve Renewals	361,278
Telemetry Richmond/Waimea	131,650
Richmond Pipeline Renewals	271,527
Motueka Poole Street New Water Main	300,000
Coastal Pipeline	818,361
Tapawera Improvements	235,818
Brightwater Meter Renewals	124,704
Other Small Scheme Renewals	163,900
Water Bridging Finance Loans (Only if required)	299,828

**Wastewater:**

Motueka Wastewater Treatment Plant and Renewals	1,495,063
Richmond Pipeline Renewals	329,124
Takaka Pipeline Renewals	325,833
Tapawera Renewals and Improvements	177,727
St Arnaud/Kaiteriteri/Wakefield Renewals and Upgrades	301,456

**Coastal Structures:**

Mapua Wharf Upgrade	100,000
District Wharves Renewals	179,495

**Property:**

183 Queen Street Property Purchase	2,005,000
------------------------------------	-----------

**Community Facilities:**

Saxton Field General Works	283,780
Athletics/Cricket Pavilion at Saxton Field	529,898
Cycle Track at Saxton Field	259,406

**Rivers:**

Lower Motueka Stopbank	153,591
------------------------	---------

**Other:**

Sundry (eg Computer Hardware and Software, Lidar)	572,000
Reserve Financial Contributions Bridging Loan (only if required)	500,000

**\$21,309,368**

- vii) **The Council acknowledges that pursuant to the Debenture Trust Deed the Council has granted a security interest over rates and rates revenue in favour of Perpetual Trust Limited on behalf of stockholders.**
- viii) **The Council has considered the risks and benefits to the Council of the borrowing and of the security to be given in relation to the borrowing.**
- ix) **The Council is satisfied that the general terms and conditions of the borrowing and of the security to be given in relation to the borrowing are in accordance with the borrowing management policy adopted by the Council and, in particular, the limits and guidelines set out in that borrowing management policy.**
- x) **The Council delegates to the Chief Executive and the Corporate Services Manager the authority to further determine the precise terms and conditions of the borrowing and security, to be negotiated at the best current terms and conditions, such terms and conditions to be advised to the Council following the raising of the borrowing.**
- xi) **The Chief Executive is authorised to sign a certificate under section 118 Local Government Act 2002 to the effect that the Council has complied with the Local Government Act in entering into the documents.**

## 7.4 LOAN FUNDING 2011/2012

Decision Required

**Report To:** Corporate Services Committee  
**Meeting Date:** 5 April 2012  
**Report Author:** Bryce Grammer, Financial Accountant  
**File Reference:** A501

### 1 PURPOSE

1.1 To approve Council funding for the 2011/2012 year.

### 2 BACKGROUND

2.1 At the meeting of 16 August 2007 it was resolved that staff prepare on an annual basis, for Council adoption, a list of loans contained within the Annual Plan and that staff be permitted to raise budgeted loans as expenditure is incurred, subject to that loan being included within the appropriate Annual Plan.

### 3 PRESENT SITUATION/MATTERS TO BE CONSIDERED

3.1 The loans noted below are all for work contained within the 2011/2012 Annual Plan.

### 4 RECOMMENDATION/S

4.1 That the draft resolution be adopted.

### 5 DRAFT RESOLUTION

**THAT:**

- i) **The Council shall borrow the sum of twenty one million, and three hundred and nine thousand, three hundred and sixty eight dollars (\$21,309,368) from the approved financial institutions as set out in the Treasury Management Policy.**
- ii) **Such borrowings shall be secured by the security stock allocated under the terms of the Council's Debenture Trust Deed dated 7<sup>th</sup> of July 2010 between the Council and Perpetual Trust Limited.**
- iii) **The stock secures all liability of the Council to the approved financial institutions under the documents.**
- iv) **The Council approves the transactions contemplated by the documents.**

- v) **The Chief Executive and Corporate Services Manager are authorised to sign the documentation on behalf of the Council.**
- vi) **The loan advance of dollars shall be used to finance the following projects identified in Council's 2011/2012 Annual Plan:**

<b>Roading:</b>	<b>\$</b>
Unsealed Road Metalling	647,700
Sealed Road Resurfacing	1,409,735
Drainage Renewals	510,000
Pavement Rehabilitation	357,000
Associated Improvements	102,000
James Road Bridge	658,000
Bridge Renewals/ Structure Replacement	358,900
Minor Safety Improvements	386,204
New Footpaths	109,708
Road Legalisation/Land Purchases	300,000
Lower Queen Street Property Purchases	400,000
Great Taste Trail Cycle Loop	362,600
Footpaths Rehab/Kerb and Channel/Street Lighting/ Walkways and Seal Extensions	632,285
Road Construction Capital	497,370
Turners Bluff Realignment	255,000
Central Business District Upgrades	116,652
<b>Stormwater:</b>	
Motueka: Pool St/High St, Bill Wilkes Reserve and Reticulation Improvements	628,829
Swiftsure Street and Gibbs Road Upgrade	220,000
Little Kaiteriteri Rowling Road	272,568
Patons Rock Stormwater Improvements	225,000
Tasman Land Drainage Improvements/Culvert Upgrade	146,850
<b>Refuse:</b>	
Eves Valley Landfill and Improvements	267,845
Richmond Resource Recovery Centre	647,716
Mariri Resource Recovery Centre	284,264
Collingwood/Takaka/Murchison Resource Recovery Centre Enhancements	292,900
Closed Landfills Construction and Landscaping	100,000
<b>Water:</b>	
Richmond Improvements & Upgrades	482,803
Richmond Water Treatment Plant	468,000
Lee Valley Dam - Council Contribution	250,000
Richmond Meter/Fire Hydrant and Valve Renewals	361,278
Telemetry Richmond/Waimea	131,650
Richmond Pipeline Renewals	271,527
Motueka Poole Street New Water Main	300,000
Coastal Pipeline	818,361
Tapawera Improvements	235,818

Brightwater Meter Renewals	124,704
Other Small Scheme Renewals	163,900
Water Bridging Finance Loans (Only if required)	299,828

**Wastewater:**

Motueka Wastewater Treatment Plant and Renewals	1,495,063
Richmond Pipeline Renewals	329,124
Takaka Pipeline Renewals	325,833
Tapawera Renewals and Improvements	177,727
St Arnaud/Kaiteriteri/Wakefield Renewals and Upgrades	301,456

**Coastal Structures:**

Mapua Wharf Upgrade	100,000
District Wharves Renewals	179,495

**Property:**

183 Queen Street Property Purchase	2,005,000
------------------------------------	-----------

**Community Facilities:**

Saxton Field General Works	283,780
Athletics/Cricket Pavilion at Saxton Field	529,898
Cycle Track at Saxton Field	259,406

**Rivers:**

Lower Motueka Stopbank	153,591
------------------------	---------

**Other:**

Sundry (eg Computer Hardware and Software, Lidar)	572,000
Reserve Financial Contributions Bridging Loan (only if required)	500,000

**\$21,309,368**

- vii) **The Council acknowledges that pursuant to the Debenture Trust Deed the Council has granted a security interest over rates and rates revenue in favour of Perpetual Trust Limited on behalf of stockholders.**
- viii) **The Council has considered the risks and benefits to the Council of the borrowing and of the security to be given in relation to the borrowing.**
- ix) **The Council is satisfied that the general terms and conditions of the borrowing and of the security to be given in relation to the borrowing are in accordance with the borrowing management policy adopted by the Council and, in particular, the limits and guidelines set out in that borrowing management policy.**
- x) **The Council delegates to the Chief Executive and the Corporate Services Manager the authority to further determine the precise terms and conditions of the borrowing and security, to be negotiated at the best current terms and conditions, such terms and conditions to be advised to the Council following the raising of the borrowing.**

- Xi The Chief Executive is authorised to sign a certificate under section 118 Local Government Act 2002 to the effect that the Council has complied with the Local Government Act in entering into the documents.**

**Appendices**

Nil





## 7.5 JANUARY 2012 FINANCIALS

Information Only - No Decision Required

**Report To:** Corporate Services Committee  
**Meeting Date:** 5 April 2012  
**Report Author:** Murray Staite, Corporate Services Manager  
**File Reference:** A501

Item 7.5

### **REPORT SUMMARY**

#### **EXECUTIVE SUMMARY**

This report contains January 2012 financial information for the Corporate Services Committee.

#### **RECOMMENDATION/S**

That the report be received.

#### **DRAFT RESOLUTION**

**That the Corporate Services Committee receives the January 2012 Financial Report.**

**7.5 JANUARY 2012 FINANCIALS**

Information Only - No Decision Required

**Report To:** Corporate Services Committee  
**Meeting Date:** 5 April 2012  
**Report Author:** Murray Staite, Corporate Services Manager  
**File Reference:** A501

**1 SUMMARISED INCOME EXPENDITURE STATEMENT AND FINANCIAL POSITION**

<i>Actual: Full Year June 2011 (\$000's)</i>		<i>Actual: January 2012 (\$000's)</i>	<i>Budget: Full Year June 2012 (\$000's)</i>
101,011	Operating revenue	57,225	99,868
89,939	Operating expenses	58,406	96,143
11,072	Operating surplus (Deficit)	(1,181)	3,725
<i>Actual: Full Year June 2011 (\$000's)</i>		<i>Actual: January 2012 (\$000's)</i>	<i>Budget: Full Year June 2012 (\$000's)</i>
24,858	Current assets	15,087	16,755
69,239	Current liabilities	27,339	23,222
(44,381)	Working capital	(12,252)	(6,467)
1,221,970	Non current assets	1,232,957	1,290,808
91,127	Non current liabilities	135,424	146,021
1,086,462	Total net assets	1,085,281	1,138,320

Seven months of the year represents 58%. At the highest level income is just behind budget at 57%, and expenditure is ahead of budget at 61%, the net result is a deficit of \$1,181,000. As would be expected, this is largely lead by a significant jump in emergency costs from the December 2011 rain event.

Along with additional costs associated with the rain event, Council has also seen a rise in the NZTA subsidy, however expenditure remains well ahead of budget as a result.

Overall Council's operations are negatively reporting against budget. The effect of the December 2011 rain event is still being quantified and is the main factor for this position.

There are some individual line items also affecting this result which have been advised to managers and are being monitored.

There is a mix of income items which are behind budget, these are also being monitored closely and expectations are that not all will meet budget as at year end. Managers are very aware that there is no elasticity within Council budget and over-runs need to be matched by reductions elsewhere.

**Internal Control**

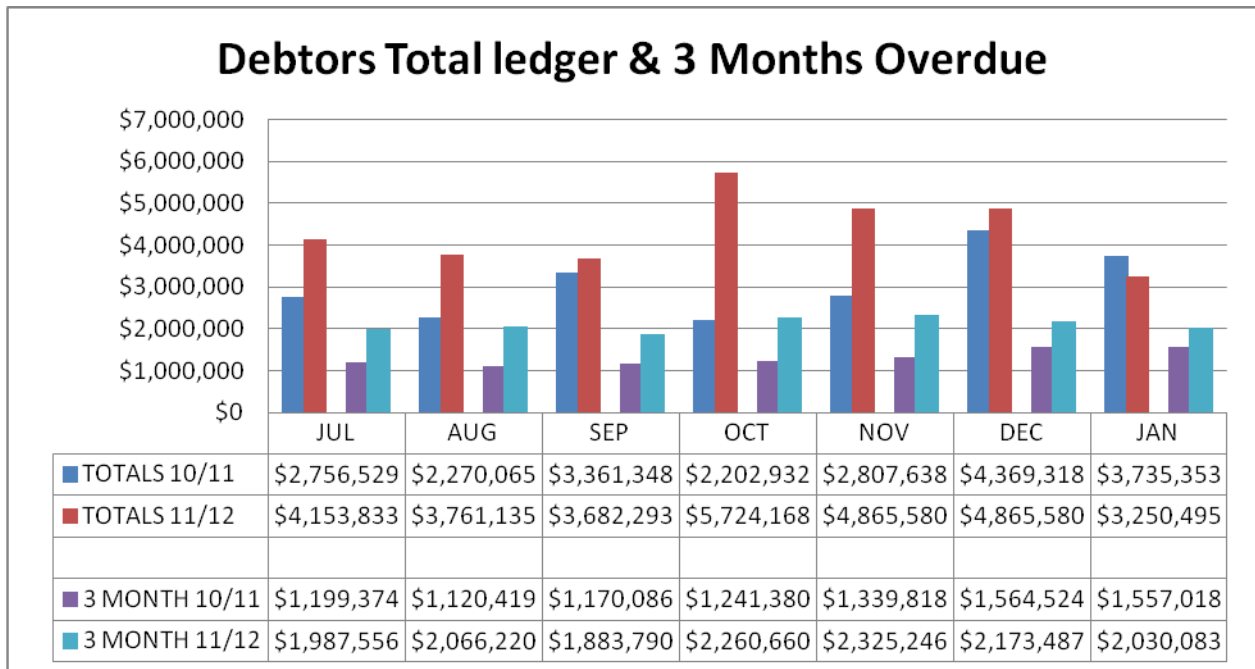
Work is continuing in ensuring the accuracy and transparency of Council’s rating database. A detailed analysis of all targeted rates is being undertaken which will produce a consolidated summary of all targeted rates.

**2 RATES REBATES**

The following is an update of the level of Rates Rebates applications and refunds made to the public thus far this year.

	2010/11	2011/12
Applications	1,510	1,457
Refunds	\$821,076	\$815,191

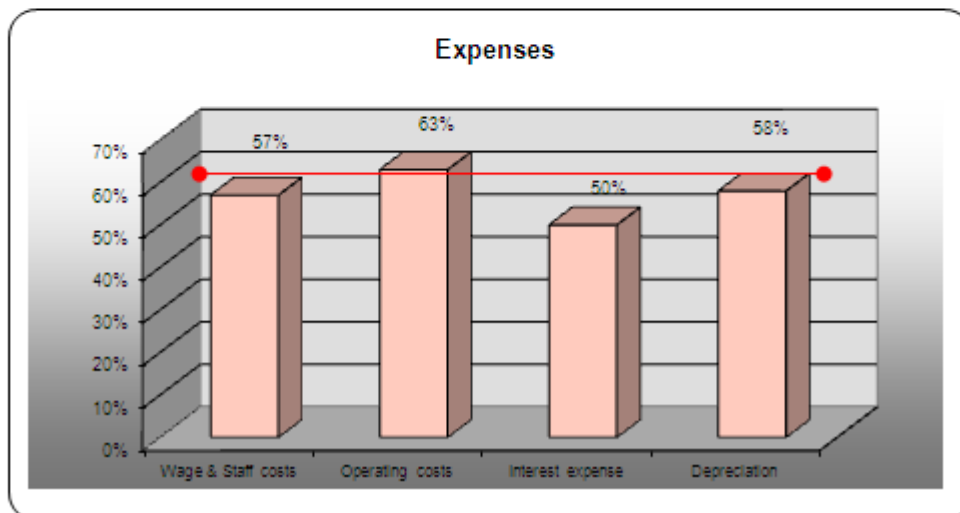
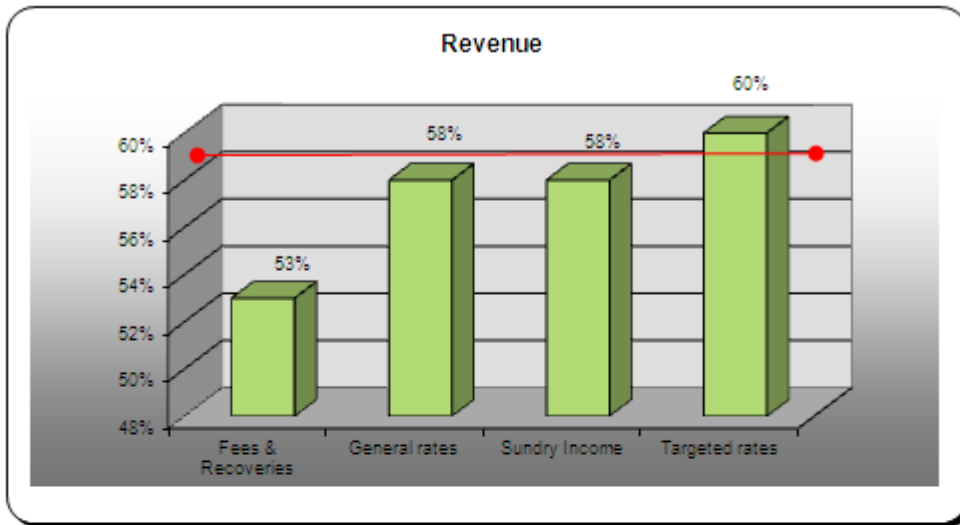
**3 DEBTORS**



Total debt is down both from last month and this time last year.

Development contributions remain as the largest single value of outstanding accounts.

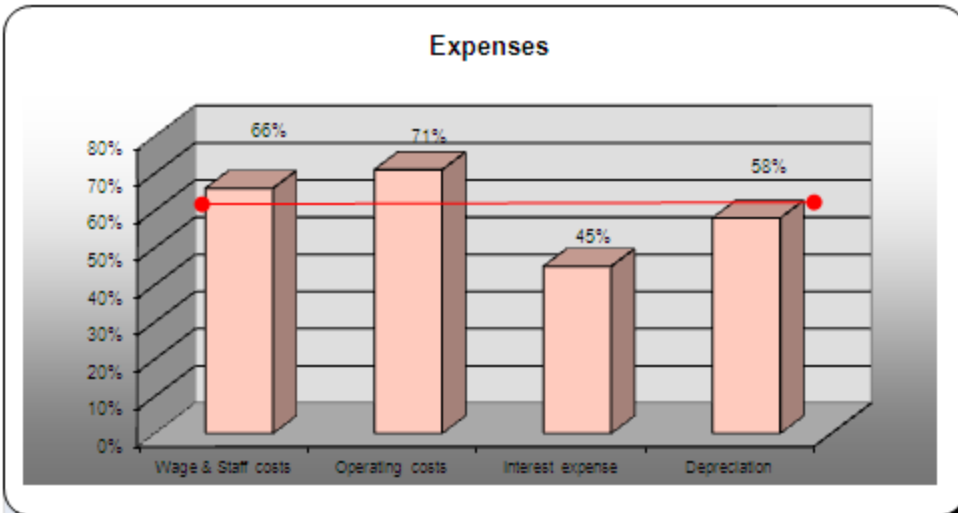
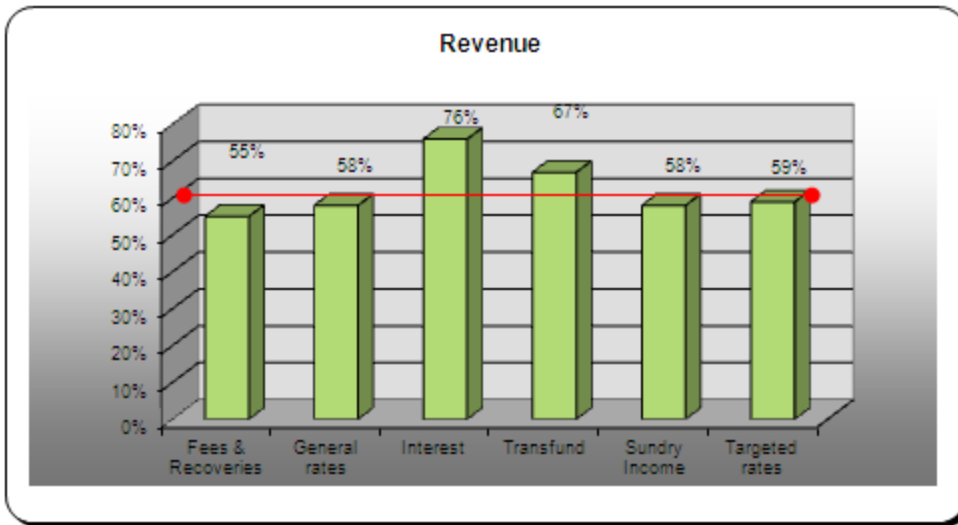
**Environment and Planning**  
Profit & Loss Statement



- Resource Consents & Compliance recoveries down on budget. This is driven by the market and is being monitored by managers.
- Environment Emergency Management costs are at 188% of budget. This is due to the December 2011 Rain Event. The main costs are:
  - Infrastructure repairs
  - Accommodation and meals
  - Personnel costs
- Within Regulatory Services income is slightly down on budget due to market activity. Expenditure is up due to timing of some costs and consulting charges with Building Control.

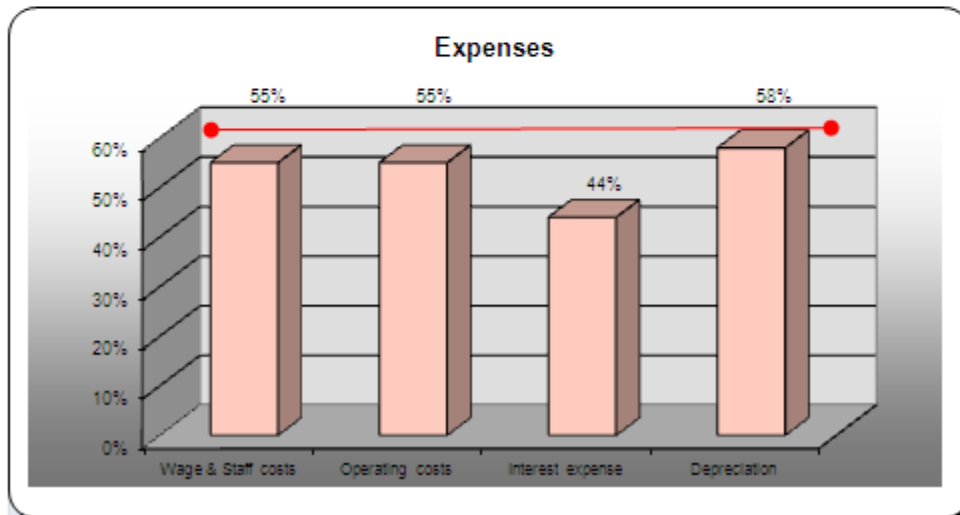
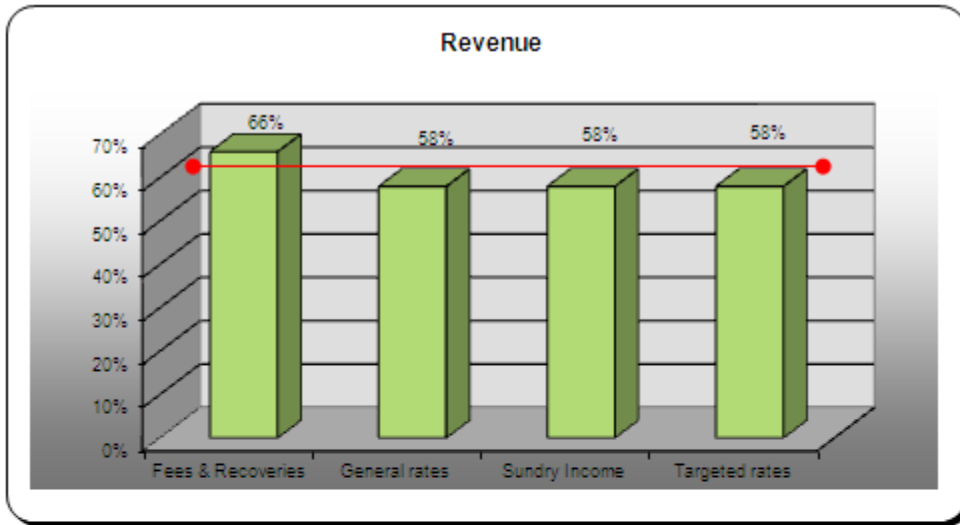
**Engineering**  
 Profit & Loss Statement

Profit & Loss Statement



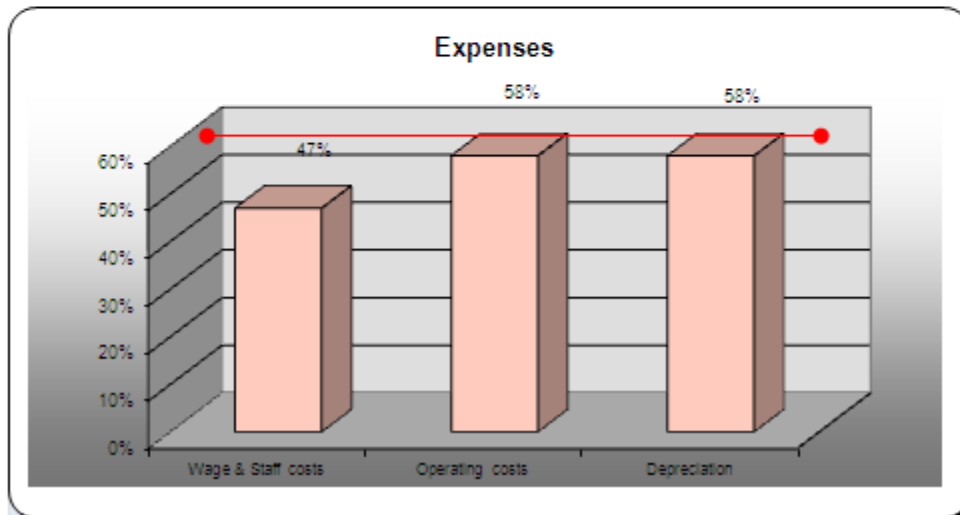
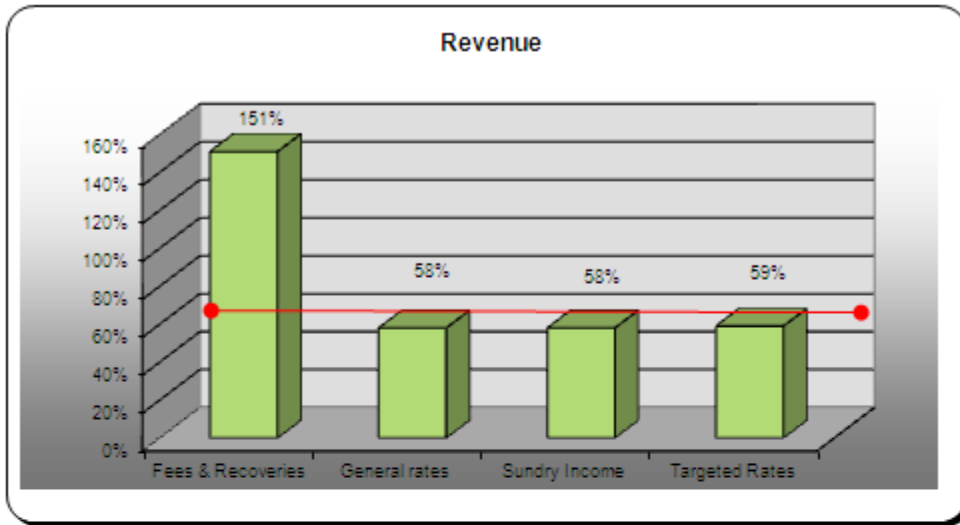
- Transfund income is up as a result of increased NZTA claims relating to the December 2011 rain event.
- Operating Costs are ahead of budget mainly through emergency costs and Jackets Island.
- Emergency Costs mainly relate to December 2011 rain event, December 2010 rain event and July 2011 snowfall.
- Interest on investment more than anticipated due to timing of River repair works.

**Community Services**  
Profit & Loss Statement



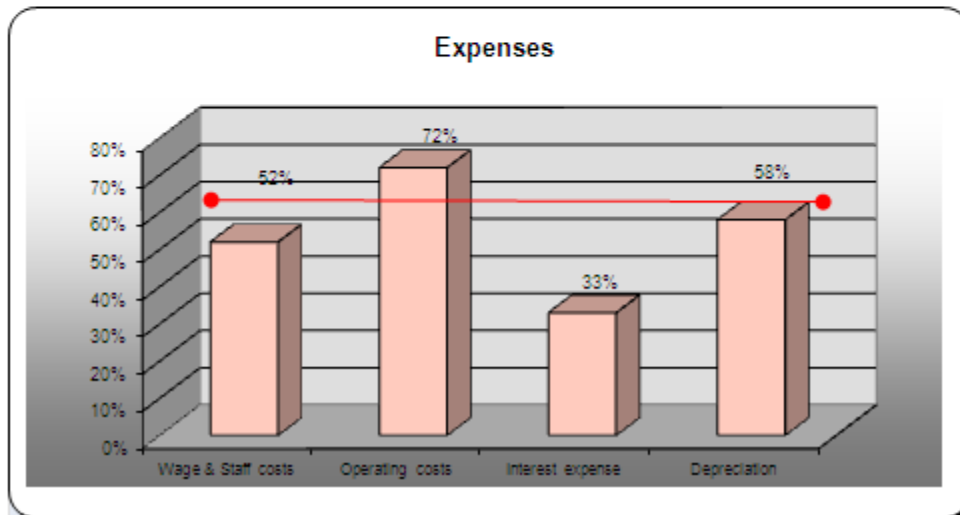
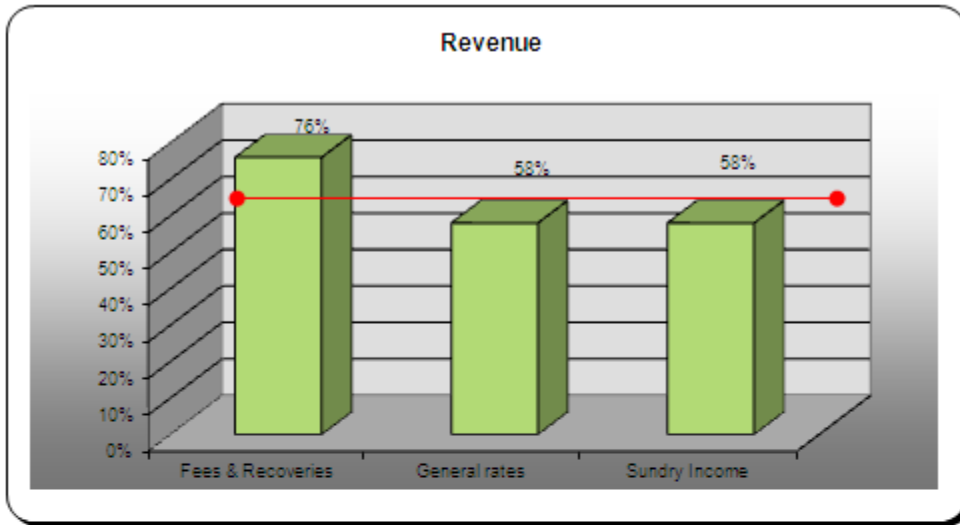
- Timing of some Grants and Sport and Recreation receipts sees income ahead of budget in January.
- Overall expenditure is at expectations, with some variation among activities.

**Governance**  
Profit & Loss Statement



- Expenditure tracking to budget.
- Fees and Recoveries are up due to a refund from Local Government Funding Agency Seed Money relating to a prior year.

**Council Enterprises**  
Profit & Loss Statement



- Increased Revenue and Costs relate to higher than planned forestry harvesting.
- Variance to income and expenditure are reported separately to this agenda.

**4 DRAFT RESOLUTION**

**That the Corporate Services Committee receives the January 2012 Financial Report.**

**Appendices**  
Nil



## 7.6 MOTUEKA AERODROME MANAGEMENT PLAN AND DEVELOPMENT PLAN

Decision Required

**Report To:** Corporate Services Committee  
**Meeting Date:** 5 April 2012  
**Report Author:** Jim Frater, Manager Property Services  
**File Reference:** A303

### **REPORT SUMMARY**

#### **EXECUTIVE SUMMARY**

The Motueka Aerodrome Management Plan and Development Plan have been in place since 2002 and are now out of date.

New plans have been prepared and are presented to the Corporate Services Committee with a recommendation that they be approved for local consultation within the Motueka community.

#### **RECOMMENDATION/S**

That the draft Management and Development Plans for Motueka Aerodrome be approved for local consultation with the Motueka community and Motueka Community Board.

#### **DRAFT RESOLUTION**

**THAT the Corporate Services Committee:**

- a) receives the Motueka Aerodrome Management and Development Plans Report; and
- b) approves the Motueka Aerodrome Management Plan and Motueka Aerodrome Development Plan to be released for consultation within Motueka township and the areas surrounding the Motueka Aerodrome.

**7.6 MOTUEKA AERODROME MANAGEMENT PLAN AND DEVELOPMENT PLAN****Decision Required**

**Report To:** Corporate Services Committee  
**Meeting Date:** 5 April 2012  
**Report Author:** Jim Frater, Manager Property Services  
**File Reference:** A303

**1 PURPOSE**

- 1.1 To receive the draft Motueka Aerodrome Development and Management Plans and approve a local consultation process within the Motueka community and the Motueka Community Board.

**2 BACKGROUND**

- 2.1 The present Management Plan and the Development Plan were produced in 2002. Both are out of date. With changes in management and governance methods of the aerodrome, together with the renewed interest in leasing space for hangars, it was considered desirable to start afresh with new plans rather than revise the old plans.
- 2.2 Stuart Hughes, a consultant, was engaged to write the plan and as part of that brief, met with the writer and various key operators at the Motueka Aerodrome. Once the draft plans were prepared, a workshop to which Motueka Councillors and Community Board members were invited was held in Motueka and the final version, which is being presented today, resulted.

**3 PRESENT SITUATION/MATTERS TO BE CONSIDERED****3.1 Development Plan**

This Development Plan goes into substantially more detail than the previous plan and will provide users and Council, as the owner of the property, with clear guidelines or boundaries as to what developments can be undertaken and where. There is some uncertainty with servicing and these will have to be addressed in time. The plan provides an opportunity for the airport to grow and for the Council or an individual to pursue the business opportunities that may arise at the aerodrome by becoming involved in future development.

**3.2 Management Plan**

Several new hangars have been constructed since the last Management Plan and this has impacted on the volume of traffic at the aerodrome. The Management Plan sets out clear guidelines and links in with the Development Plan as well as the Emergency Plan and the Memorandum of Understanding between users at the aerodrome.

- 3.3 It is expected that there will be some interest from the Motueka community with these two plans as, while the impact of the plans is primarily associated with the aerodrome, as development continues, there is the potential for this to impact the community through greater use of flight paths and air activity. The plan has attempted to manage some of the potential concerns by establishing a closed zone along College Street and splitting helicopter and fixed wing aircraft hangars.
- 3.4 The provision of services to various parts of the aerodrome to support the proposed developments has been included in the Long Term Plan and the Development Plan provides that this cost may be offset by way of capital contributions.
- 3.5 Overall the Development Plan provides a starting point for an internal zoning of the aerodrome property which should make future business decisions easier to implement.

#### **4 FINANCIAL/BUDGETARY CONSIDERATIONS**

- 4.1 There is budgetary provision to complete this process in the 2011/2012 financial year.

#### **5 OPTIONS**

- 5.1 Option 1 - approve both plans for local consultation.
- 5.2 Option 2 – approve both plans for full consultation pursuant to the Local Government Act 2002.
- 5.3 Option 3 – approve the plans without consultation.
- 5.4 Option 4 – receive or decline to approve either or both plans.

#### **6 PROS AND CONS AND EVALUATION OF OPTIONS**

- 6.1 The existing plans are out of date and there is demand for further fixed wing hangars to be built. The Management Plan needs revision to bring it up to date. Having a Management Plan and a Development Plan that are current will enable the Council to make good business decisions in the future and will allow staff to provide good management practices.
- 6.2 It therefore seems of practical relevance that the Council shows an intention to have these plans updated. To ensure that there is buy-in from the community, it is relevant that some level of consultation takes place. It is considered that the immediate community surrounding the aerodrome plus the Motueka township will achieve a fair consultation rather than a process involving the whole district.

**7 SIGNIFICANCE**

7.1 The subject of this report is not regarded as significant under the Council’s policy on significance but, it will nevertheless be regarded as significant by the users of the aerodrome and those in the immediate vicinity.

**8 AFFECTED PERSONS**

8.1 For the purposes of local consultation, it is intended to consult with the Motueka township and properties within a 1 km radius of the Motueka Aerodrome regarding these two plans.

8.2 An information meeting may be held depending on interest and submissions invited to both plans. At this stage it is not intended that a hearing be held, rather that the submissions will be summarised and reported back to this Committee with recommendations.

**9 RECOMMENDATION/S**

That the draft Management and Development Plans for Motueka Aerodrome be approved for local consultation with the Motueka community and Motueka Community Board.

**10 DRAFT RESOLUTION**

**THAT the Corporate Services Committee:**

- a) **receives the Motueka Aerodrome Management and Development Plans Report; and**
- b) **approves the Motueka Aerodrome Management Plan and Motueka Aerodrome Development Plan to be released for consultation within Motueka township and the areas surrounding the Motueka Aerodrome.**

**Appendices**

1. Civil Aviation Authority Rule Changes	37
2. Motueka Airport Financial Report	41

## ATTACHMENT 1

**CIVIL AVIATION AUTHORITY OF NEW ZEALAND  
Notice of Proposed Rule Making for Certification and Operation of Aerodromes**

- 1 On 15 March 2012, the Civil Aviation Authority released notice of proposed rulemaking (NPRM) 11-02 which proposes changes to Part 139 of the Civil Aviation Authority Rules.
- 2 A submission form is provided and submissions are invited. The final date for submissions is 18 May 2012.

**Issues relating to our aerodromes are as follows:**

- 1 Thresholds for the provision of air traffic service at aerodromes will be published and based on levels and types of aircraft movements.
- 2 An aerodrome operator must have a programme in place to maintain a surface of paved runways in a condition that provides good surface friction characteristics and low rolling resistance.
- 3 An aerodrome operator must measure and provide real time surface condition reporting when a runway is contaminated using standardised reporting methods.
- 4 A person operating an aerodrome who is not required to hold an aerodrome operating certificate may apply for a level 3 aerodrome operating certificate if the aerodrome services aircraft that are not engaged in air transport operations.
- 5 An aerodrome operating certificate may be granted or reissued for a period of up to five years.
- 6 A person operating an aerodrome that is published in the AIPNZ and is not operated under the authority of an aerodrome operating certificate must:
  - (1) Comply with:
    - (i) aerodrome design requirements;
    - (ii) aerodrome limitations;
    - (iii) public protection;
    - (iv) notification of aerodrome data and information.
  - (2) Provide the director with an annual report of traffic movement data for the aerodrome.
  - (3) When requested in writing by the director, complete an aeronautical study for the aerodrome.
- 7 The physical characteristics of the aerodrome; the obstacle limitation surfaces; the visual aids for navigation and for denoting obstacles and restricted areas; and the equipment and installations for the aerodrome must be commensurate with:
  - (1) The characteristics of the aircraft at the aerodromes intended to serve.

- (2) The lowest meteorological minima intended for each runway.
  - (3) The ambient light conditions intended for the operation of aircraft on each runway.
- 8 Where necessary for the safety of aircraft operations at the aerodrome, establish appropriate limitations on the use of the aerodrome that arise from the aerodrome design or facilities or services provided at the aerodrome.
- 9 Provide:
- (1) Safeguards for preventing inadvertent entry of animals to the movement area and safeguards for deterring the entry of unauthorised persons or vehicles to the aerodrome operational area.
  - (2) Reasonable protection of persons and property from aircraft blast.
- 10 The safeguard required must:
- (1) In areas adjacent to the aerodrome operational area to which the public has direct vehicle or pedestrian access:
    - (i) be continuous barriers that may include existing structures, gates and doors with secured or controlled access;
    - (ii) be at least 1200 mm in height.
  - (2) In other areas, be of a construction and height appropriate to prevent incursion by animals likely to endanger aircraft operation.
- 11 Establish a procedure for notifying the aeronautical information service:
- (1) Of the aerodrome data and information.
  - (2) Of any limitation established on the use of the aerodrome.
  - (3) As soon as practicable of any change that affects the use of the aerodrome.
- 12 It is an offence for a person operating an aerodrome that is published in the AIPNZ and not operated under a certificate to fail to comply with the prescribed requirements. Infringement fees of \$2,000 for individuals and \$12,000 for body corporate apply and upon summary conviction, \$5,000 for individuals and \$30,000 for body corporate.

**What do the proposed changes mean for us?**

- 1 An aerodrome flight information service is required where no aerodrome control service is provided and where there are 40,000 or more aircraft movements per annum for three consecutive years or 7,500 or more IFR movements per annum for three consecutive years. This threshold will not be met.
- 2 A monthly inspection routine has been implemented for Motueka Aerodrome and the surfaces are inspected on a three yearly basis by our consultant engineers. This will need to be done more often and will incur additional costs.

- 3 The requirements for non-certificated aerodromes are substantially less than those for certificated aerodromes but still impose minimum obligations. Areas that may require additional resourcing include:
- (a) Public protection – it is expected only minimal expense would be incurred to comply with this requirement.
  - (b) Notification of aerodrome data and information – this is already being done.
  - (c) Compliance with aerodrome design requirements – this will need verification but we should comply.
  - (d) Aerodrome limitations – we should comply with this requirement.
  - (e) Provide the director with an annual report of traffic movement data – this information is not readily available and reliance on aircraft operators is not acceptable to CAA. Methods of obtaining this information will need to be investigated.
  - (f) Complete an aeronautical study for the aerodrome when requested in writing by the director – it is unknown what expense this will involve or to what extent such a study may be required, or whether it is purely to do with the use of the aerodrome or the surrounding airspace.

Jim Frater  
Manager Property Services

g:\tarajim\reports\2012\attachment 1 - rfn12-04-xx civil aviation authority of nz 20-03-12.docx





**Motueka Aerodrome  
For the Period Ended 31 January 2012**

**Profit & Loss Statement**

June 11 Actual		YTD 11/12			Full Year Budget	
		Actual	Budget	% of Budget	Budget	% of Budget
	<b>Income</b>					
12,725	Landing Fees	8,404	9,585	88%	16,432	51%
48,153	Rentals	28,308	38,952	73%	66,774	42%
9,348	Other Income	2,000	2,653	75%	4,548	44%
8,585	General Rates	7,933	7,933	100%	13,600	58%
<b>78,811</b>	<b>Total Income</b>	<b>46,645</b>	<b>59,123</b>	<b>79%</b>	<b>101,354</b>	<b>46%</b>
	<b>Expenses</b>					
15,635	Professional & Management Fees	18,837	24,660	76%	42,275	45%
38,396	Motueka Aerodrome Maintenance	18,255	25,818	71%	44,259	41%
8,535	General Operating Expenses	7,221	8,727	83%	14,960	48%
1,047	Loan Interest	486	560	87%	960	51%
29,961	Depreciation	17,477	17,477	100%	29,961	58%
<b>93,574</b>	<b>Total Expenses</b>	<b>62,276</b>	<b>77,242</b>	<b>81%</b>	<b>132,415</b>	<b>47%</b>
<b>(14,763)</b>	<b>Surplus/(Deficit)</b>	<b>(15,631)</b>	<b>(18,119)</b>	<b>86%</b>	<b>(31,061)</b>	<b>50%</b>

**Balance Sheet**

June 11 Actual		As at 31 January 2012		
		Actual	Budget	% of Budget
	<b>Assets</b>			
13,418	Debtors	7,005	5,000	140%
1,980,127	Fixed Assets & Infrastructural Assets	1,962,650	1,950,166	101%
<b>1,993,545</b>	<b>Total Assets</b>	<b>1,969,654</b>	<b>1,955,166</b>	<b>101%</b>
	<b>Liabilities</b>			
16,361	Loans	15,441	15,171	102%
<b>16,361</b>	<b>Total Liabilities</b>	<b>15,441</b>	<b>15,171</b>	<b>102%</b>
<b>1,977,184</b>	<b>Net Assets</b>	<b>1,954,213</b>	<b>1,939,995</b>	<b>101%</b>
	<b>Equity</b>			
1,977,184	Accumulated Equity & Reserves	1,954,213	1,939,995	101%
<b>1,977,184</b>	<b>Total Equity</b>	<b>1,954,213</b>	<b>1,939,995</b>	<b>101%</b>



## 7.7 MOTUEKA AERODROME

Decision Required

**Report To:** Corporate Services Committee  
**Meeting Date:** 5 April 2012  
**Report Author:** Jim Frater, Manager Property Services  
**File Reference:** A303

### **REPORT SUMMARY**

#### **EXECUTIVE SUMMARY**

This report provides information regarding the Motueka Aerodrome.

#### **RECOMMENDATION/S**

That the report be received.

#### **DRAFT RESOLUTION**

**That the Corporate Services Committee receives the Motueka Aerodrome Report.**

Item 7.7

**7.7 MOTUEKA AERODROME**

**Decision Required**

**Report To:** Corporate Services Committee  
**Meeting Date:** 5 April 2012  
**Report Author:** Jim Frater, Manager Property Services  
**File Reference:** A303

**1 OPERATIONS AND SAFETY COMMITTEE**

- 1.1 A meeting of the Operations and Safety Committee was scheduled for 22 March 2012.
- 1.2 I will update the Committee on any relevant issues.

**2 CIVIL AVIATION AUTHORITY RULE CHANGES**

- 2.1 On 15 March 2012 the Civil Aviation Authority released proposed changes to part 139 of the Civil Aviation Rules applying to aerodromes.
- 2.2 Attachment 1 to this report summarises the impact on our aerodromes should these changes proceed and be put into force.
- 2.3 Motueka Aerodrome complies with many of the requirements for certificated aerodromes which shows a high standard of awareness but the requirement to maintain traffic movement data or complete an aeronautical study are beyond our current resources and will require further consideration.
- 2.4 It is intended to submit for the proposed rule changes seeking a reasonable time for aerodrome operators such as ourselves to institute these requirements.

**3 FINANCIAL REPORT**

- 3.1 The financial report for the Motueka Aerodrome is attached to this report.

**4 RECOMMENDATION/S**

That the report be received.

**5 DRAFT RESOLUTION**

**That the Corporate Services Committee receives the Motueka Aerodrome Report.**

**Appendices**

1. Civil Aviation Authority Rule Changes	45
2. Motueka Airport Financial Report	49

## ATTACHMENT 1

**CIVIL AVIATION AUTHORITY OF NEW ZEALAND**  
**Notice of Proposed Rule Making for Certification and Operation of Aerodromes**

- 1 On 15 March 2012, the Civil Aviation Authority released notice of proposed rulemaking (NPRM) 11-02 which proposes changes to Part 139 of the Civil Aviation Authority Rules.
- 2 A submission form is provided and submissions are invited. The final date for submissions is 18 May 2012.

**Issues relating to our aerodromes are as follows:**

- 1 Thresholds for the provision of air traffic service at aerodromes will be published and based on levels and types of aircraft movements.
- 2 An aerodrome operator must have a programme in place to maintain a surface of paved runways in a condition that provides good surface friction characteristics and low rolling resistance.
- 3 An aerodrome operator must measure and provide real time surface condition reporting when a runway is contaminated using standardised reporting methods.
- 4 A person operating an aerodrome who is not required to hold an aerodrome operating certificate may apply for a level 3 aerodrome operating certificate if the aerodrome services aircraft that are not engaged in air transport operations.
- 5 An aerodrome operating certificate may be granted or reissued for a period of up to five years.
- 6 A person operating an aerodrome that is published in the AIPNZ and is not operated under the authority of an aerodrome operating certificate must:
  - (1) Comply with:
    - (i) aerodrome design requirements;
    - (ii) aerodrome limitations;
    - (iii) public protection;
    - (iv) notification of aerodrome data and information.
  - (2) Provide the director with an annual report of traffic movement data for the aerodrome.
  - (3) When requested in writing by the director, complete an aeronautical study for the aerodrome.
- 7 The physical characteristics of the aerodrome; the obstacle limitation surfaces; the visual aids for navigation and for denoting obstacles and restricted areas; and the equipment and installations for the aerodrome must be commensurate with:
  - (1) The characteristics of the aircraft at the aerodromes intended to serve.

- (2) The lowest meteorological minima intended for each runway.
  - (3) The ambient light conditions intended for the operation of aircraft on each runway.
- 8 Where necessary for the safety of aircraft operations at the aerodrome, establish appropriate limitations on the use of the aerodrome that arise from the aerodrome design or facilities or services provided at the aerodrome.
- 9 Provide:
- (1) Safeguards for preventing inadvertent entry of animals to the movement area and safeguards for deterring the entry of unauthorised persons or vehicles to the aerodrome operational area.
  - (2) Reasonable protection of persons and property from aircraft blast.
- 10 The safeguard required must:
- (1) In areas adjacent to the aerodrome operational area to which the public has direct vehicle or pedestrian access:
    - (i) be continuous barriers that may include existing structures, gates and doors with secured or controlled access;
    - (ii) be at least 1200 mm in height.
  - (2) In other areas, be of a construction and height appropriate to prevent incursion by animals likely to endanger aircraft operation.
- 11 Establish a procedure for notifying the aeronautical information service:
- (1) Of the aerodrome data and information.
  - (2) Of any limitation established on the use of the aerodrome.
  - (3) As soon as practicable of any change that affects the use of the aerodrome.
- 12 It is an offence for a person operating an aerodrome that is published in the AIPNZ and not operated under a certificate to fail to comply with the prescribed requirements. Infringement fees of \$2,000 for individuals and \$12,000 for body corporate apply and upon summary conviction, \$5,000 for individuals and \$30,000 for body corporate.

**What do the proposed changes mean for us?**

- 1 An aerodrome flight information service is required where no aerodrome control service is provided and where there are 40,000 or more aircraft movements per annum for three consecutive years or 7,500 or more IFR movements per annum for three consecutive years. This threshold will not be met.
- 2 A monthly inspection routine has been implemented for Motueka Aerodrome and the surfaces are inspected on a three yearly basis by our consultant engineers. This will need to be done more often and will incur additional costs.

- 3 The requirements for non-certificated aerodromes are substantially less than those for certificated aerodromes but still impose minimum obligations. Areas that may require additional resourcing include:
- (a) Public protection – it is expected only minimal expense would be incurred to comply with this requirement.
  - (b) Notification of aerodrome data and information – this is already being done.
  - (c) Compliance with aerodrome design requirements – this will need verification but we should comply.
  - (d) Aerodrome limitations – we should comply with this requirement.
  - (e) Provide the director with an annual report of traffic movement data – this information is not readily available and reliance on aircraft operators is not acceptable to CAA. Methods of obtaining this information will need to be investigated.
  - (f) Complete an aeronautical study for the aerodrome when requested in writing by the director – it is unknown what expense this will involve or to what extent such a study may be required, or whether it is purely to do with the use of the aerodrome or the surrounding airspace.

Jim Frater  
Manager Property Services

g:\tarajim\reports\2012\attachment 1 - rfn12-04-xx civil aviation authority of nz 20-03-12.docx





**Motueka Aerodrome**  
**For the Period Ended 31 January 2012**

**Profit & Loss Statement**

June 11 Actual		YTD 11/12			Full Year Budget	
		Actual	Budget	% of Budget	Budget	% of Budget
	<b>Income</b>					
12,725	Landing Fees	8,404	9,585	88%	16,432	51%
48,153	Rentals	28,308	38,952	73%	66,774	42%
9,348	Other Income	2,000	2,653	75%	4,548	44%
8,585	General Rates	7,933	7,933	100%	13,600	58%
<b>78,811</b>	<b>Total Income</b>	<b>46,645</b>	<b>59,123</b>	<b>79%</b>	<b>101,354</b>	<b>46%</b>
	<b>Expenses</b>					
15,635	Professional & Management Fees	18,837	24,660	76%	42,275	45%
38,396	Motueka Aerodrome Maintenance	18,255	25,818	71%	44,259	41%
8,535	General Operating Expenses	7,221	8,727	83%	14,960	48%
1,047	Loan Interest	486	560	87%	960	51%
29,961	Depreciation	17,477	17,477	100%	29,961	58%
<b>93,574</b>	<b>Total Expenses</b>	<b>62,276</b>	<b>77,242</b>	<b>81%</b>	<b>132,415</b>	<b>47%</b>
<b>(14,763)</b>	<b>Surplus/(Deficit)</b>	<b>(15,631)</b>	<b>(18,119)</b>	<b>86%</b>	<b>(31,061)</b>	<b>50%</b>

**Balance Sheet**

June 11 Actual		As at 31 January 2012		
		Actual	Budget	% of Budget
	<b>Assets</b>			
13,418	Debtors	7,005	5,000	140%
1,980,127	Fixed Assets & Infrastructural Assets	1,962,650	1,950,166	101%
<b>1,993,545</b>	<b>Total Assets</b>	<b>1,969,654</b>	<b>1,955,166</b>	<b>101%</b>
	<b>Liabilities</b>			
16,361	Loans	15,441	15,171	102%
<b>16,361</b>	<b>Total Liabilities</b>	<b>15,441</b>	<b>15,171</b>	<b>102%</b>
<b>1,977,184</b>	<b>Net Assets</b>	<b>1,954,213</b>	<b>1,939,995</b>	<b>101%</b>
	<b>Equity</b>			
1,977,184	Accumulated Equity & Reserves	1,954,213	1,939,995	101%
<b>1,977,184</b>	<b>Total Equity</b>	<b>1,954,213</b>	<b>1,939,995</b>	<b>101%</b>



## 7.8 FORESTRY AND PORT TARAKOHE FINANCIAL REPORTS

Information Only - No Decision Required

**Report To:** Corporate Services Committee  
**Meeting Date:** 5 April 2012  
**Report Author:** Jim Frater, Manager Property Services  
**File Reference:** A501

Item 7.8

### **REPORT SUMMARY**

#### **EXECUTIVE SUMMARY**

This report provides information regarding the profit and loss statements and balance sheets for the Forestry and Port Tarakohe activities.

#### **RECOMMENDATION/S**

That the report be received.

#### **DRAFT RESOLUTION**

**That the Corporate Services Committee receives the Forestry and Port Tarakohe Financial Reports.**

**7.8 FORESTRY AND PORT TARAKOHE FINANCIAL REPORTS**

Information Only - No Decision Required

**Report To:** Corporate Services Committee  
**Meeting Date:** 5 April 2012  
**Report Author:** Jim Frater, Manager Property Services  
**File Reference:** A501

**1 PURPOSE**

- 1.1 To receive the profit and loss statements and balance sheets for the Forestry and Port Tarakohe activities.

**2 FORESTRY**

- 2.1 The forestry accounts to 31 January 2012 are attached hereto. The income comparison with the accounts to 31 December 2011 shows an increase from \$1,673,326.00 to \$1,814,790.00 while expenses have risen from \$1,154,107.00 to \$1,313,435.00.
- 2.2 Most of the harvesting for the year has been completed.

**3 PORT TARAKOHE**

- 3.1 At the 23 February 2012 meeting of the Corporate Services Committee clarification was requested regarding the Port Tarakohe accounts.
- 3.2 The budget allowed for the construction of a new marina, the raising of a loan and payment of interest as well as income generated from the new marina berths.
- 3.3 With these projects on hold pending further investigation as to their viability, we have separated out the income and expenditure items which are unlikely to be realised so as to give the Committee a better position of the likely outcome at 30 June 2012.

**4 DRAFT RESOLUTION**

**That the Corporate Services Committee receives the Forestry and Port Tarakohe Financial Reports.**

**Appendices**

- |                                   |    |
|-----------------------------------|----|
| 1. Forestry Financial Report      | 53 |
| 2. Port Tarakohe Financial Report | 55 |

**Forestry**  
**For the Period Ended 31 January 2012**

**Profit & Loss Statement**

June 11 Actual		YTD 11/12			Full Year Budget	
		Actual	Budget	% of Budget	Budget	% of Budget
	<b>Income</b>					
426,910	Harvesting Income	1,790,686	1,153,863	155%	1,978,051	91%
28,155	Lease Income	24,104	14,583	165%	25,000	96%
<b>455,065</b>	<b>Total Income</b>	<b>1,814,790</b>	<b>1,168,446</b>	<b>155%</b>	<b>2,003,051</b>	<b>91%</b>
	<b>Expenses</b>					
158,900	Harvesting Costs	786,560	604,103	130%	1,035,605	76%
534,244	Forestry Management Costs	297,351	275,800	108%	472,800	63%
88,474	Forestry Estate Costs	85,540	54,305	158%	93,094	92%
97,120	Council Management Costs	59,401	66,817	89%	114,544	52%
145,000	Rabbit Island Domain Entitlement	84,583	84,583	100%	145,000	58%
<b>1,023,738</b>	<b>Total Expenses</b>	<b>1,313,435</b>	<b>1,085,608</b>	<b>121%</b>	<b>1,861,043</b>	<b>71%</b>
<b>(568,673)</b>	<b>Surplus/ (Deficit)</b>	<b>501,355</b>	<b>82,838</b>	<b>605%</b>	<b>142,008</b>	<b>353%</b>

**Balance Sheet**

June 11 Actual		As at 31 January 2012		
		Actual	Budget	% of Budget
	<b>Assets</b>			
858,342	Closed Account Balance	1,097,197	550,350	199%
18,740,000	Forestry Estate Value	18,740,000	18,740,000	100%
<b>19,598,342</b>	<b>Total Assets</b>	<b>19,837,197</b>	<b>19,290,350</b>	<b>103%</b>
	<b>Equity</b>			
19,598,342	Accumulated Equity & Reserves	19,837,197	19,290,350	103%
<b>19,598,342</b>	<b>Total Equity</b>	<b>19,837,197</b>	<b>19,290,350</b>	<b>103%</b>

**Comment**

The forestry activity will also contribute \$450,000 to general rates for the year. As at 31 January 2012 a total of \$262,500 has been contributed to general rates.



**Port Tarakohe**  
**For the Period Ended 31 January 2012**

**Profit & Loss Statement**

June 11 Actual		YTD 11/12			Full Year Budget	
		Actual	Budget	% of Budget	Budget	% of Budget
	<b>Income</b>					
208,689	Marina Income/Boat Storage	121,452	99,049	123%	169,799	72%
-	New Marina Income	-	115,025	0%	197,186	0%
77,875	Wharf Income	21,119	51,625	41%	88,500	24%
86,627	General Rates	122,965	122,966	100%	210,798	58%
<b>373,191</b>	<b>Total Income</b>	<b>265,536</b>	<b>388,665</b>	<b>68%</b>	<b>666,283</b>	<b>40%</b>
	<b>Expenses</b>					
86,317	Harbour Expenses	85,864	93,242	92%	159,844	54%
3,672	Wharf Maintenance (Minor Works)	3,688	4,463	83%	7,650	48%
9,187	Marina Maintenance (Minor Works)	12,131	4,781	254%	8,196	148%
186,518	Loan Interest - current loans	91,444	105,572	87%	180,981	51%
-	Loan Interest - proposed marina loans	-	72,352	0%	124,032	0%
180,866	Depreciation	103,805	103,805	100%	177,951	58%
<b>466,560</b>	<b>Total Expenses</b>	<b>296,932</b>	<b>384,215</b>	<b>77%</b>	<b>658,654</b>	<b>45%</b>
<b>(93,369)</b>	<b>Surplus/(Deficit)</b>	<b>(31,396)</b>	<b>4,450</b>	<b>-705%</b>	<b>7,629</b>	<b>-412%</b>

**Balance Sheet**

June 11 Actual		As at 31 January 2012		
		Actual	Budget	% of Budget
	<b>Assets</b>			
55,039	Debtors	75,860	12,000	632%
11,093,653	Fixed Assets & Infrastructural Assets	11,061,085	12,815,702	86%
<b>11,148,692</b>	<b>Total Assets</b>	<b>11,136,945</b>	<b>12,827,702</b>	<b>87%</b>
	<b>Liabilities</b>			
-	Berthage in advance	68,439	-	0%
3,028,917	Loans	3,034,604	4,714,193	64%
<b>3,028,917</b>	<b>Total Liabilities</b>	<b>3,103,043</b>	<b>4,714,193</b>	<b>66%</b>
<b>8,119,775</b>	<b>Net Assets</b>	<b>8,033,902</b>	<b>8,113,509</b>	<b>99%</b>
	<b>Equity</b>			
8,119,775	Accumulated Equity & Reserves	8,033,902	8,113,509	99%
<b>8,119,775</b>	<b>Total Equity</b>	<b>8,033,902</b>	<b>8,113,509</b>	<b>99%</b>





## 7.9 ACCOUNTS FOR PAYMENT FEBRUARY 2012

Decision Required

**Report To:** Corporate Services Committee  
**Meeting Date:** 5 April 2012  
**Report Author:** Murray Staite, Corporate Services Manager  
**File Reference:** A501

Item 7.9

### **REPORT SUMMARY**

#### **EXECUTIVE SUMMARY**

Accounts for payment for February 2012.

#### **RECOMMENDATION/S**

That the report be received.

#### **DRAFT RESOLUTION**

**That the Corporate Services Committee approves the February 2012 accounts for payment.**

## 7.9 ACCOUNTS FOR PAYMENT FEBRUARY 2012

Decision Required

**Report To:** Corporate Services Committee  
**Meeting Date:** 5 April 2012  
**Report Author:** Murray Staite, Corporate Services Manager  
**File Reference:** A501

### 1 ACCOUNTS FOR PAYMENT FEBRUARY 2012

- 1.1 Attached are the accounts for payment for February 2012.
- 1.2 If any member has any questions on these accounts, please contact me prior to the meeting to enable collation of the necessary information.

### 2 RECOMMENDATION/S

- 2.1 That the report be received.

### 3 DRAFT RESOLUTION

**That the Corporate Services Committee approves the February 2012 accounts for payment.**

## Appendices

1. February 2012 Accounts

59

\* \* NC Creditors \* \*

Tasman District

Page No 1

Schedule Of Expenditure		February 12	Period Ending 29 FEB 12	Run Time 2/03/12	10/
CQ No	Date	Name	Purchase	Amount	Total
24914	29/02/12	Carter Holt Harvey Wood Products	REFUND	152.50-	152.50-
25657	22/07/11	One Dental Limited	REFUND BALANCE DEPOSIT	85.50-	238.00-
25840	13/02/12	Founders Market Collective	ADVERTISING PAYMENT	100.00-	338.00-
26902	3/02/12	ASB Bank Limited	VISA, R G KEMPTHORNE	372.40	34.40
26903	3/02/12	CW Nominees Pty Limited	REFUND BALANCE DEPOSIT	364.00	398.40
26904	3/02/12	B de Liefde	LEASE OF LAND	2,250.00	2,648.40
26905	3/02/12	Hammar Builders Ltd	REFUND BALANCE DEPOSIT	230.00	2,878.40
26906	3/02/12	Tere Hibbs	REFUND, OVERPAID RATES	185.97	3,064.37
26907	3/02/12	G N Holmwood	REFUND BALANCE DEPOSIT	364.00	3,428.37
26908	3/02/12	Jennian Homes Nelson Bays Ltd	REFUND BALANCE DEPOSIT	200.00	3,628.37
26909	3/02/12	H Kearns	REFUND, APPLICATION FEE	80.00	3,708.37
26910	3/02/12	MA Shuttleworth Trust	CHLORINATOR POWER 13/12-01/02/	635.05	4,343.42
26911	3/02/12	Metal Craft Limited	SUPPLY CYCLE LEANERS	1,679.00	6,022.42
26912	3/02/12	Murchison Sport, Recreation	GROUND EXPENSES, NOV/DEC 2011	3,080.11	9,102.53
26913	3/02/12	Petty Cash	PETTY CASH REIMBURSEMENT	39.10	9,141.63
26914	3/02/12	M P Upson	REFUND, OVERPAID RATES	10.68	9,152.31
26915	3/02/12	Elaine Valk	REFUND, OVERPAID RATES	496.40	9,648.71
26916	3/02/12	Ron & June Weiss	REFUND BALANCE DEPOSIT	431.00	10,079.71
26917	10/02/12	ASB Bank Limited	VISA LL KENNEDY etc	1,473.64	11,553.35
26918	10/02/12	Automobile Association	AA AGENCY INCOME	154.05	11,707.40
26919	10/02/12	Bank of New Zealand	QUARTERLY FACILITY FEES	172,079.95	183,787.35
26920	10/02/12	Debra Campbell	REFUND, DEBTOR OVERPAYMENT	574.50	184,361.85
26921	10/02/12	Dangerous Kitchen Limited	CATERING, CIVIL DEFENCE	56.00	184,417.85
26922	10/02/12	Mrs Donaldson	REFUND, OVERPAID RENT	377.50	184,795.35
26923	10/02/12	Michael Leigh Gabites	REFUND, PAN OVERCHARGE	473.66	185,269.01
26924	10/02/12	Alexander David Johnston	REFUND, PAN CHARGES	2,631.90	187,900.91
26925	10/02/12	New Zealand Local Govt Insurance Co	SHARE PURCHASE	34,912.80	222,813.71
26926	10/02/12	Brian Peacock	INTERIOR DECORATING	2,188.00	225,001.71
26927	10/02/12	Rural Circulars	NEWSLINE DISTRIBUTION	737.38	225,739.09
26928	10/02/12	Paul Sangster	ELECTION DEPOSIT REFUND	200.00	225,939.09
26929	10/02/12	W J Steenhuisen	ANNUAL CHARGE REFUND	175.00	226,114.09
26930	10/02/12	Stonewood Homes Nelson	REFUND BALANCE DEPOSIT	230.00	226,344.09
26931	10/02/12	Tasman Property Holdings Ltd	REFUND, C M VINING	135.00	226,479.09
26932	10/02/12	Thompson Trawlers Ltd	REFUND, BERTHAGE, VESSEL SOLD	1,881.30	228,360.39
26935	17/02/12	ASB Bank Limited	VISA, GS COOTE etc	4,695.76	233,056.15
26936	17/02/12	Blatch Family Trust		100.00	233,156.15
26937	17/02/12	A M Bond	DOG REFUND	16.70	233,172.85
26938	17/02/12	Megan Brown	DOG REFUND	16.70	233,189.55
26939	17/02/12	Cheapskates	SUPPLY VOUCHERS	1,680.00	234,869.55
26940	17/02/12	Elsewhere NZ Limited	CATERING, OSCAR NETWORK MEETIN	230.00	235,099.55
26941	17/02/12	Extracts NZ Ltd	REFUND, WATER A/C	617.50	235,717.05
26942	17/02/12	Ian Fowke	REFUND, B/C APPLICATION etc	500.00	236,217.05
26943	17/02/12	Philip Maurice Fry	RATES REBATE REFUND	580.00	236,797.05
26944	17/02/12	M Harrison	DOG REFUND	20.90	236,817.95
26945	17/02/12	M & A Hill	REFUND BALANCE DEPOSIT	272.50	237,090.45
26946	17/02/12	D Hunt	DOG REFUND	16.70	237,107.15
26947	17/02/12	R W Jones	DOG REFUND	20.90	237,128.05
26948	17/02/12	T L Kemp	REFUND, B/C APPL DECLINED	500.00	237,628.05
26949	17/02/12	J S A Klein	DOG REFUND	10.00	237,638.05
26950	17/02/12	Jacob Linn	TASMAN \$200 SHIPS	200.00	237,838.05
26951	17/02/12	Colin Mann	REFUND, OVERPAID RATES	259.88	238,097.93

Item 7.9

Attachment 1

Schedule Of Expenditure February 12 Period Ending 29 FEB 12 Run Time 2/03/12 10/

CQ No	Date	Name	Purchase	Amount	Total
26952	17/02/12	Chris McKeown	DOG REFUND	10.00	238,107.93
26953	17/02/12	D Mead	DOG REFUND	15.00	238,122.93
26954	17/02/12	Brian Peacock	PAINTING, AOTEA & STARVEALL	342.40	238,465.33
26955	17/02/12	Jacob Shelling	TASMAN \$200 SHIPS	200.00	238,665.33
26956	17/02/12	L Smith	DOG REFUND	16.70	238,682.03
26957	17/02/12	SPCA Nelson	OVERPAYMENT 23/1/12 TDC	27.50	238,709.53
26958	17/02/12	The Kiosk	COMPETITION VOUCHERS	20.00	238,729.53
26959	17/02/12	L L Walker	DOG REFUND	10.00	238,739.53
26960	17/02/12	J Walls	REFUND BALANCE DEPOSIT etc	273.50	239,013.03
26961	17/02/12	Ron & June Weiss	REFUND, OVERPAID FEB	30.00	239,043.03
26962	21/02/12	AroVideo	DVDS etc	789.30	239,832.33
26963	21/02/12	Peter Barrett	REPLACING SHOWER VALVE CMC	228.90	240,061.23
26964	21/02/12	Grant Bryan	BOOK	50.00	240,111.23
26965	21/02/12	Bunnings Nelson	COMPOST WORM BIN	150.00	240,261.23
26966	21/02/12	Byrne Carriers Limited	SWING LIFT HIRE	2,002.66	242,263.89
26967	21/02/12	Consumer	BACK ISSUE NOV 11	55.00	242,318.89
26968	21/02/12	Engraving & Trophy Centre	ENGRAVE HEADER	21.35	242,340.28
26969	21/02/12	Fish & Game New Zealand	FRESHWATER ADVOCATE	5,975.09	248,315.37
26970	21/02/12	Flybusters Insect Control (NZ) Ltd	CONTROL	1,017.92	249,333.29
26971	21/02/12	Lifestyle Publishing Limited	SUBSCRIPTION	81.60	249,414.89
26972	21/02/12	Metal Craft Limited	NEW COMPUTER BRACKETS	694.60	250,109.49
26973	21/02/12	Motueka New World	PURCHASES	93.62	250,203.11
26974	21/02/12	Nelson Highland Dancing Org	MOBILE STAGE	100.00	250,303.11
26975	21/02/12	NV Miller Limited	PETROL	126.60	250,429.71
26976	21/02/12	RW Price Contracting	RUGBY WORLD CUP FLAGS etc	220.80	250,650.51
26977	21/02/12	Sky Network Television Ltd	SERVICES	165.96	250,816.47
26978	21/02/12	St John South Island Region	SKATEPARK TOUR	103.50	250,919.97
26979	21/02/12	Takaka Service Station Limited	MAINTENANCE	210.00	251,129.97
26980	21/02/12	Waimoa Motors Limited	PETROL VOUCHER	305.90	251,435.87
26981	21/02/12	Wink-Lees Cleaning Services	CLEANING MOT HALL	443.00	251,878.87
26982	24/02/12	Peter Lewis Baigent	CONTINGUOUS TO 1931024600 etc	2,229.45	254,108.32
26983	24/02/12	M Bender	REFUND INV 11227 & 93319	693.00	254,801.32
26984	24/02/12	Department of Conservation	REFUND B/C	275.00	255,076.32
26985	24/02/12	J E Jackson	DOG REFUND	16.70	255,093.02
26986	24/02/12	B Mansfield	REFUND, WITHDRAWN B/C	531.00	255,624.02
26987	24/02/12	R & D McIlwrick	REFUND, REJECTED B/C	500.00	256,124.02
26988	24/02/12	David Mitchell	HERITAGE GRANT	500.00	256,624.02
26989	24/02/12	Motueka Library	PETTY CASH REIMBURSEMENT	76.00	256,700.02
26990	24/02/12	One Dental Limited		85.50	256,785.52
26991	24/02/12	B C J Pitcaithly	DOG REFUND	10.00	256,795.52
26992	24/02/12	K Pouri-Lane	DOG REFUND	16.70	256,812.22
26993	24/02/12	Signature Homes	REFUND, OVERPAID PIM	245.00	257,057.22
26994	24/02/12	Wakatu Incorporation	REFUND BALANCE DEPOSIT	4,316.60	261,373.82
65692	3/02/12	Bays Apparelmaster	LAUNDRY etc	978.31	262,352.13
65693	3/02/12	Mark Browning	CONTRACT CLEANING	61.26	262,416.39
65694	3/02/12	Edna Brownlee	EXPENSE CLAIM W/E 5/5/12	342.55	262,758.94
65695	3/02/12	Building Consent Solutions Limited	B/C APPLICATIONS, DEC 2011	3,616.75	266,375.69
65696	3/02/12	Castle Hill Investment & Leisure Lt	ACCOMMODATION LISTING	113.85	266,489.54
65697	3/02/12	Downer New Zealand Limited	CON 688, DEC 2011	233,926.54	500,416.08
65698	3/02/12	Amanda Edwards	REFUND, OVERPAID RATES	66.72	500,502.80
65699	3/02/12	Ferguson Brothers Limited	CON 852, DEC 2011	196,997.20	697,500.00

\* \* NC Creditors \* \*

Tasman District

Page No 3

Schedule Of Expenditure		February 12	Period Ending 29 FEB 12	Run Time 2/03/12	10/
CQ No	Date	Name	Purchase	Amount	Total
65700	3/02/12	Fletcher Vautier Moore Trust Account	PROPERTY PURCHASE etc	848.20	698,348.20
65701	3/02/12	Rob Francis	EXPENSE CLAIM W/E 5/2/12	6.49	698,354.69
65702	3/02/12	JARMAC Partnership	P, M, L & B HILL SUBDIV & LAND	914.70	699,269.39
65703	3/02/12	R W Lock	DOG REFUND	12.50	699,281.89
65704	3/02/12	Samantha Lowe	STILT WALKERS, TEDDY BEARS PIC	160.00	699,441.89
65705	3/02/12	P M Luddon	PARK'S AUDITS, DEC 2011	4,110.25	703,552.14
65706	3/02/12	Richard Malcolm	MATERIALS REIMBURSEMENT	104.98	703,657.12
65707	3/02/12	Steve Markham	EXPENSE CLAIM W/E 5/5/12	524.94	704,182.06
65708	3/02/12	John Mathieson	CAR GROOMING, JAN 2012	500.00	704,682.06
65709	3/02/12	Meridian Energy Limited	POWER, RD RES, CNR ARBOR-LEA A	564.08	705,246.14
65710	3/02/12	Nelson Cycle Trails Trust	CONSULTANCY	17,654.27	722,900.41
65711	3/02/12	Pohara Beach Top 10 Holiday Park	PLUMBING WORK	1,077.75	723,978.16
65712	3/02/12	R & R Consulting (NZ) Ltd	RECREATION REVIEW	653.20	724,631.36
65713	3/02/12	Richmond Fresh Choice	WATER, EML21169 etc	196.03	724,827.39
65714	3/02/12	Sheffield South Island Limited	PSYCHOMETRIC ASSESSMENT	362.25	725,189.64
65715	3/02/12	Sollys Freight (1978) Limited	CON 830, NOV 2011	110,679.85	835,869.49
65716	3/02/12	Tasman Mowing Services	MOWING, OLD WHARF RD	47.50	835,916.99
65717	3/02/12	Ken Todd	MATERIAL REIMBURSEMENT	113.42	836,030.41
65718	3/02/12	A Tomlinson	EXPENSE CLAIM W/E 5/2/12	122.10	836,152.51
65719	3/02/12	WJ Ashton Services Limited	LOCATE & REPLACE CABLE	2,586.06	838,738.57
65720	7/02/12	Dry Crust Publishing & Promotion	DRAFT LFP 2012-2022 etc	42,732.25	881,470.82
65721	7/02/12	Fidelity Life Assurance Co Ltd	PREMIUM RENEWAL etc	24,799.56	906,270.38
65722	7/02/12	Fletcher Vautier Moore Trust Account	LEGAL COSTS, DEC 2011	49,213.35	955,483.73
65723	7/02/12	Inland Revenue Dept - Paye	PAY DEBN Tax Deductions etc	147,307.73	1,102,791.46
65724	7/02/12	Kaitiaki O Ngahere Ltd	PREP PLANTING etc	12,169.88	1,114,961.34
65725	7/02/12	Playground Centre Limited	DELUKE SWING FRAME	28,750.00	1,143,711.34
65726	7/02/12	Taylor's Contracting Limited	SUPPLY & DELIVERIES	23,017.58	1,166,728.92
65727	7/02/12	Telecom New Zealand Limited	MOBILE DATA PLAN etc	3,445.12	1,170,174.04
65728	7/02/12	The Lawless Edge Ltd	MARINE BIOSECURITY WORK	10,088.72	1,180,262.76
65729	10/02/12	Asia-Pacific Risk	TREASURY ADVISORY SERVICE	6,709.10	1,186,971.86
65730	10/02/12	Steph Bowis	EXPENSE CLAIM W/E 12/2/12	103.00	1,187,074.86
65731	10/02/12	Boxman (New Zealand) Limited	CONTAINER LEASING	560.28	1,187,635.14
65732	10/02/12	Fynn Campbell-Bowden	CAR WASH	25.00	1,187,660.14
65733	10/02/12	Conferenz		2,409.25	1,190,069.39
65734	10/02/12	Contact Energy Limited	POWER, 10 AOTEA PLACE etc	200.95	1,190,270.34
65735	10/02/12	Martin Doyle	EXPENSE CLAIM W/E 12/02/12 etc	44.50	1,190,314.84
65736	10/02/12	elections.com Limited	PROGRESS PAYMENT NCC/TDC POLL	1,725.00	1,192,039.84
65737	10/02/12	Ezi Sweep Industries Limited	CON 861, JAN 2012	2,567.34	1,194,607.18
65738	10/02/12	Jim Frater	EXPENSE CLAIM W/E 12/02/12 etc	945.08	1,195,552.26
65739	10/02/12	Fresh Choice Takaka	CATERING SUPPLIERS	1,291.37	1,196,843.63
65740	10/02/12	Fulton Hogan Limited	CON 652, JAN 2012	4,043.17	1,200,886.80
65741	10/02/12	Valerie Gribble	EXPENSE CLAIM W/E 12/2/12	25.30	1,200,912.10
65742	10/02/12	H Hodgson & Co Limited	NEWSLINE DISTRIBUTION	20.00	1,200,932.10
65743	10/02/12	L & M Traffic Data Limited	CON 719, JAN 2012	6,503.25	1,207,435.35
65744	10/02/12	Helen McCubbin	EXPENSE CLAIM W/E 12/2/12	625.00	1,208,060.35
65745	10/02/12	Matt McLarin	EXPENSE CLAIM W/E 12/2/12	38.83	1,208,099.18
65746	10/02/12	Mohua Motels	ACCOMMODATION, A HUMPHRIES etc	2,188.50	1,210,287.68
65747	10/02/12	Monaco Management Ltd	ACCOMMODATION	1,152.00	1,211,439.68
65748	10/02/12	Nocueka Flooring Xtra	SUPPLY CARPET & VINYL	3,136.60	1,214,576.28
65749	10/02/12	Kurt Mullis	EXPENSE CLAIM W/E 12/02/12	31.45	1,214,607.73
65750	10/02/12	Nelson Consulting Engineers Ltd	LANDSLIP & STRUCTURAL ASSESS	35,101.43	1,249,709.16

Item 7.9

Attachment 1

\* \* NC Creditors \* \*

Tasman District

Page No 4

Schedule Of Expenditure      February 12      Period Ending 29 FEB 12      Run Time 2/03/12 10/

CQ No	Date	Name	Purchase	Amount	Total
65751	10/02/12	Nelson Suburban Club	MEALS, CIVIL DEFENCE	1,588.30	1,251,297.46
65752	10/02/12	Shawn Pomeroy	NEWSLINE ENVELOPING	144.50	1,251,441.96
65753	10/02/12	Powertech Nelson	CON 844, JAN 2012	11,629.67	1,263,071.63
65754	10/02/12	Pulse Energy	POWER, 52 OXFORD ST	33.82	1,263,105.45
65755	10/02/12	Keith Richards	LAWN MOWING	864.00	1,263,969.45
65756	10/02/12	Richmond Fresh Choice	CATERING, CIVIL DEFENCE etc	727.98	1,264,697.43
65757	10/02/12	Richmond Law	REFUND, OVERPAID RATES	207.00	1,264,904.43
65758	10/02/12	Richmond Pak'nSave	CIVIL DEFENCE SUPPLIES etc	316.99	1,265,221.42
65759	10/02/12	Ride On	PROJECT EXPENSES	8,000.00	1,273,221.42
65760	10/02/12	Shane Eggers Painting	PAINTING & WATERBLASTING	3,913.53	1,277,134.95
65761	10/02/12	Sicon Limited	MOTUEKA AERODROME MAINTENANCE	1,861.69	1,278,996.64
65762	10/02/12	Sollys Freight (1978) Limited	POHARA VLY FLOOD REPAIRS etc	171,877.87	1,450,874.51
65763	10/02/12	Telecom New Zealand Limited	017 PLANT PEST MANAGEMENT etc	96.53	1,450,971.04
65764	10/02/12	Ken Todd	CARTAKER SERVICES, MCKEE RES	2,199.58	1,453,170.62
65765	10/02/12	Vodafone	CELL PHONE CHARGES	886.34	1,454,056.96
65766	17/02/12	Chris Alison	GRV MOVING PROJECT DATA COLLEC	1,612.50	1,455,669.46
65767	17/02/12	Beech-Haven	REFUND, OVERPAID RATES	908.05	1,456,577.51
65768	17/02/12	Ben Nevis Holdings	REFUND, ROADING ROND	8,500.00	1,465,077.51
65769	17/02/12	Steph Bowis	EXPENSE CLAIM W/E 19/2/12	123.00	1,465,200.51
65770	17/02/12	M Brereton	DOG REFUND	16.70	1,465,217.21
65771	17/02/12	Building Research Association	B/C LEVIES, JAN 2012	7,032.50	1,472,249.71
65772	17/02/12	Fynn Campbell-Bowden	CAR WASH	25.00	1,472,274.71
65773	17/02/12	Ceva Logistics (NZ) Limited	CUSTOMS FEES	145.62	1,472,420.33
65774	17/02/12	Ching Contracting Limited	CON 824, JAN 2012	7,502.55	1,479,922.88
65775	17/02/12	Control Services (Nelson) Limited	CONTRACT SERVICES, JAN 2012	26,751.30	1,506,674.18
65776	17/02/12	Paul Cooke	PERFORMANCE FEES	438.38	1,507,112.56
65777	17/02/12	Janet Critchley	DOG REFUND	20.90	1,507,133.46
65778	17/02/12	G J Curnow	EXPENSE CLAIM W/E 19/2/12	27.91	1,507,161.37
65779	17/02/12	Peter Darlington	EXPENSE CLAIM W/E 19/2/12	50.11	1,507,211.48
65780	17/02/12	Dept of Building & Housing (Levy pa	B/C LEVIES, JAN 2012	14,135.32	1,521,346.80
65781	17/02/12	Dusty Diggers Limited	CON 855, JAN 2012	21,830.22	1,543,177.02
65782	17/02/12	Steve Elkington	EXPENSE CLAIM W/E 19/2/12	89.87	1,543,266.89
65783	17/02/12	Fairfax New Zealand Ltd	NELSON MAIL, MAIN A/C	2,526.37	1,545,793.26
65784	17/02/12	Fitzsimons Builders Limited	PROGRESS CLAIM 7	13,767.18	1,564,560.44
65785	17/02/12	Fulton Hogan Limited	CON 814, JAN 2012	6,148.29	1,570,708.73
65786	17/02/12	S Haworth	DOG REFUND	16.70	1,570,725.43
65787	17/02/12	Venetia Hill	DOG REFUND	16.70	1,570,742.13
65788	17/02/12	Corey Hulbert	SERVICES & EQUIPMENT	160.00	1,570,902.13
65789	17/02/12	Inland Revenue Dept - Paye	PAY DEDN Tax Deductions etc	312,640.13	1,883,542.26
65790	17/02/12	Trevor James	EXPENSE CLAIM W/E 19/02/12	490.50	1,884,032.76
65791	17/02/12	Daimon Johnson	CLEANING, POHARA HALL etc	209.80	1,884,241.56
65792	17/02/12	Roger Matheson	WAGES, KINA RESERVE	416.00	1,884,657.56
65793	17/02/12	Ministry for the Environment	BVBS VALLEY LEVY, DEC 2011	27,779.75	1,912,437.31
65794	17/02/12	Motueka Regional Ambulance	SUPPLY AMBULANCE SERVICES	750.00	1,913,187.31
65795	17/02/12	Nelson City Council	URBAL DESIGN PANEL etc	574.70	1,913,762.01
65796	17/02/12	Shelagh Noble	EXPENSE CLAIM W/E 19/02/12	350.60	1,914,112.61
65797	17/02/12	Our Town Motueka Incorporated	HANGING BASKETS, MOTUEKA	500.00	1,914,612.61
65798	17/02/12	Russell & Karen Pringle	MOWING & WEED EATING	87.40	1,914,700.01
65799	17/02/12	Julie Proctor	EXPENSE CLAIM W/E 19/2/12	120.00	1,914,820.01
65800	17/02/12	R J Roborgh	ROAD CLEARING, PRETTY BRIDGE	4,607.50	1,919,427.51
65801	17/02/12	Xieran Scott	EXPENSE CLAIM W/E 19/2/12	58.50	1,919,486.01

\* \* NC Creditors \* \*

Tasman District

Page No 5

Schedule Of Expenditure		February 12	Period Ending 29 FEB 12		Run Time 2/03/12 10/
QQ No	Date	Name	Purchase	Amount	Total
65802	17/02/12	Glenn Stevens	EXPENSE CLAIM 16/2/12	32.05	1,919,516.06
65803	17/02/12	Sutton & Sutton Limited	MOWING, RIVER ROAD	605.63	1,920,123.69
65804	17/02/12	Tasman Civil Limited	CON 849, JAN 2012	113,058.32	2,033,182.01
65805	17/02/12	J Taylor	DOG REFUND	16.70	2,033,198.71
65806	17/02/12	Taylor's Contracting Limited	CON 853, JAN 2012 etc	271,162.52	2,304,361.23
65807	17/02/12	Joseph Thomas	EXPENSE CLAIM W/E 19/02/12	37.00	2,304,398.23
65808	17/02/12	Peter Thomson	EXPENSE CLAIM W/E 19/02/12	160.20	2,304,558.43
65809	17/02/12	A Tomlinson	EXPENSE CLAIM W/E 19/02/12	244.20	2,304,802.63
65810	17/02/12	Volunteer Nelson	MEDIA WORKSHOP	20.00	2,304,822.63
65811	17/02/12	Wilkes Construction Limited	PROGRESS CLAIM 13, OCT 2011	12,076.62	2,316,899.25
65812	21/02/12	3R Group Limited	PAINTWISE VOLUME CHARGES	483.00	2,317,382.25
65813	21/02/12	Abel Electrical Services	TEST PUMP MAINTENANCE	113.28	2,317,495.53
65814	21/02/12	Abel Glass Limited	KIWAKA HALL REGLAZE WINDOW	235.53	2,317,731.06
65815	21/02/12	Abel Tasman Birdsong Trust	LEVIED OPERATORS UNDER DOC/TDC	1,162.19	2,318,893.25
65816	21/02/12	Abel Tasman Sea Shuttle Limited	PROVIDE WATER TRANSPORT etc	348.00	2,319,241.25
65817	21/02/12	Abseil Tree Care Ltd	TREE CARE	1,762.50	2,321,003.75
65818	21/02/12	ACM New Zealand Limited	BANKING TRANSPORT	472.91	2,321,476.66
65819	21/02/12	Action Helicopters Limited	RAIN GAUGE SITES FLYING	3,166.11	2,324,642.77
65820	21/02/12	ADT Fire Monitoring Services	MONITORING etc	1,902.46	2,326,545.23
65821	21/02/12	AECOM New Zealand Limited	SUPPORT	17,042.05	2,343,587.28
65822	21/02/12	Air New Zealand Limited	FLIGHTS	1,625.99	2,345,213.27
65823	21/02/12	AJ & DA Dunlop Limited	CHAINSAWS TREES AT MCKERS	258.75	2,345,472.02
65824	21/02/12	All Books New Zealand	BOOKS etc	8,638.52	2,354,110.54
65825	21/02/12	Allflow Equipment	PRESSURE WAVE etc	1,356.61	2,355,467.15
65826	21/02/12	Alliance Plumbing	DOWNPIPE ATTENTION etc	241.34	2,355,708.49
65827	21/02/12	Allied Press Limited	OTAGO DAILY TIMES etc	222.60	2,355,931.09
65828	21/02/12	Amora Hotel	VICKI THATCHER etc	195.00	2,356,126.09
65829	21/02/12	AMS Design Limited	CHECKING SERVICES etc	5,643.63	2,361,769.72
65830	21/02/12	Anatoki Lodge Motel	ACCOMMODATION, V THATCHER etc	699.50	2,362,469.22
65831	21/02/12	Animal Health Board Inc	REGION SHARE DEC 11 etc	38,333.34	2,400,802.56
65832	21/02/12	Anything Mechanical & More	CHECK AND TEST BATTERIES	647.51	2,401,450.07
65833	21/02/12	APRA New Zealand Limited	MUSIC	145.64	2,401,595.71
65834	21/02/12	Arista-Cat Mussels Limited	MOORINGS	638.25	2,402,233.96
65835	21/02/12	Armourguard Security Limited	NOISE CONTROL etc	2,368.57	2,404,602.53
65836	21/02/12	Arthouse Architecture Limited	GE PARK REC DEVELOPMENT	6,579.92	2,411,182.45
65837	21/02/12	Arthur Wakefield Motor Inn	ACCOMMODATION JIM DAHM	118.00	2,411,300.45
65838	21/02/12	Ascent Technology Limited		98.03	2,411,398.48
65839	21/02/12	Ashburton District Council	BOOKS	175.00	2,411,573.48
65840	21/02/12	G F & A L Ashford	MATERIALS	479.55	2,412,053.03
65841	21/02/12	Assoc of Local Govt Engineering NZ	AMED FORUM	546.25	2,412,599.28
65842	21/02/12	Audit New Zealand	FEES	23,000.00	2,435,599.28
65843	21/02/12	Avenues Event Management	MICHAEL CROXFORD CONF	1,125.00	2,436,724.28
65844	21/02/12	B & G Security	RABBIT ISLAND SECURITY	3,169.40	2,439,893.68
65845	21/02/12	Barbara Dunn Media & Communications	SUPPORT	2,600.00	2,442,493.68
65846	21/02/12	Bavaria Motel	ACCOMMODATION	420.00	2,442,913.68
65847	21/02/12	Bay Firewood	FRIDGE/FREEZER	425.00	2,443,338.68
65848	21/02/12	Baycorp NZ - 3085562Bay	LANCE STOKER CREDIT etc	75.34	2,443,414.02
65849	21/02/12	Bayer New Zealand Ltd	ENVELOPES	1,962.52	2,445,376.54
65850	21/02/12	Baylink Hotspot	INTERNET FEE	53.05	2,445,429.59
65851	21/02/12	Bays Apparelmaster	TEA TOWELS etc	870.67	2,446,300.26
65852	21/02/12	Bays Boating Limited	FUEL etc	128.00	2,446,428.26

Item 7.9

Attachment 1

Schedule Of Expenditure		February 12	Period ending 29 FEB 12	Run Time	2/03/12	10/
CQ No	Date	Name	Purchase	Amount	Total	
65853	21/02/12	G J & D M Beck	FENCING PROPERTY	1,718.64	2,448,146.90	
65854	21/02/12	Best & West (2004) Limited	RICH LIB AIR CONDITIONING SERV	423.43	2,448,570.33	
65855	21/02/12	Bizurk Milk Distribution Limited	MILK	44.99	2,448,615.32	
65856	21/02/12	Blacks Fasteners Limited	MATERIALS etc	340.05	2,448,955.37	
65857	21/02/12	BOC Limited	SAMPLES etc	335.53	2,449,290.90	
65858	21/02/12	Brada Smash Repairs		3,580.53	2,452,871.43	
65859	21/02/12	Bridon New Zealand Limited	MATERIALS	260.98	2,453,132.41	
65860	21/02/12	Brightwater Motors Limited	GAS BOTTLE SWAP etc	107.70	2,453,240.11	
65861	21/02/12	Brookers Limited	AGREEMENT	6,936.18	2,460,176.29	
65862	21/02/12	Building Connexion	MATERIALS etc	36.66	2,460,212.95	
65863	21/02/12	Bulletin Wireless Limited	BULLETIN MESSENGER	127.83	2,460,340.78	
65864	21/02/12	Cafe on Oxford	CATERING etc	423.25	2,460,764.03	
65865	21/02/12	Carters Nelson	MATERIALS etc	777.99	2,461,542.02	
65866	21/02/12	Cawthron Institute	BUOY MAINTENANCE etc	17,058.53	2,478,600.55	
65867	21/02/12	Century Yuasa Batteries(NZ)Limited	BATTERY	330.05	2,478,930.60	
65868	21/02/12	Ching Contracting Limited	ROTOTAI TOILETS	1,495.00	2,480,425.60	
65869	21/02/12	Civil Engineering Laboratory Servic	SPECIFIC GRAVITY	80.50	2,480,506.10	
65870	21/02/12	CJ Industries	HAIR FILL FROM BEACH ST etc	1,978.74	2,482,484.84	
65871	21/02/12	Cleaning Technology Nelson	SAMPLES etc	251.79	2,482,736.63	
65872	21/02/12	Coastal Services	MOWING	447.93	2,483,184.56	
65873	21/02/12	Collingwood Memorial Hall	HALL HIRE	100.00	2,483,284.56	
65874	21/02/12	Coman Holdings Limited	INSURANCE RENEWAL etc	11,514.50	2,494,799.06	
65875	21/02/12	Copthorne Hotel		805.10	2,495,604.16	
65876	21/02/12	Copyart Limited	POSTER PRINT etc	175.00	2,495,779.16	
65877	21/02/12	Corporate Express NZ Limited	MATERIALS etc	3,387.63	2,499,166.79	
65878	21/02/12	Credit Recoveries Limited (Client 1	CREDIT CHECKS	901.58	2,500,068.37	
65879	21/02/12	Credit Recoveries Limited (Client 1	CREDIT WORK	66.80	2,500,135.17	
65880	21/02/12	Datacom Systems Limited		3,962.74	2,504,097.91	
65881	21/02/12	Davidson Environmental Ltd	SPRING SAMPLE	22,908.00	2,527,005.91	
65882	21/02/12	Deane Apparel	GARMENTS SARAH DOWNS etc	608.38	2,527,614.29	
65883	21/02/12	Delta Utility Services Limited	URGENT CABLE LOCATE	174.57	2,527,788.86	
65884	21/02/12	Dept of Internal Affairs	LIBRARY SYSTEM etc	122,886.37	2,650,675.23	
65885	21/02/12	Designart Signs	KAITERITERI SIGNS etc	2,294.25	2,652,969.48	
65886	21/02/12	Dixon Automotive 2005 Ltd	TOWBAR etc	1,047.56	2,654,017.04	
65887	21/02/12	Dry Crust Publishing & Promotion	FRIENDS OF LABYRINTH PROMOTION	1,330.70	2,655,347.74	
65888	21/02/12	DSE (NZ) Limited	MATERIALS etc	1,413.55	2,656,761.29	
65889	21/02/12	Eagle Technology Group Limited	CUSTOMER SERVICE AGREEMENT	57.50	2,656,818.79	
65890	21/02/12	Economos	LIAISON 10.5 HOURS	1,454.75	2,658,273.54	
65891	21/02/12	Elldex Packaging Group Ltd	MATERIALS etc	13,276.67	2,671,550.21	
65892	21/02/12	EnduraColor Ltd t/a ecardz	ID CARD PHILLIP BERGMAN etc	24.51	2,671,574.72	
65893	21/02/12	Entecol Limited	ANT RESEARCH	1,397.04	2,673,471.76	
65894	21/02/12	ENVCO	STATIONARY DISCHARGE etc	3,120.99	2,676,592.75	
65895	21/02/12	Enviro HW Limited	CONSULT SERVICES WASTEWATER	821.10	2,677,413.85	
65896	21/02/12	EnviroLink	HYDROLOGICAL SERVICING etc	2,300.00	2,679,713.85	
65897	21/02/12	EnviroWaste	RENTAL CHARGE etc	71.69	2,679,785.53	
65898	21/02/12	Express Couriers Limited	POSTAGE etc	656.91	2,680,442.44	
65899	21/02/12	Eziweb Limited	WEB HOSTING FEE	25.51	2,680,467.95	
65900	21/02/12	Fairfax New Zealand Ltd	NELSON MAIL etc	192.06	2,680,660.01	
65901	21/02/12	FFP Nelson Marlborough Fire Ltd	MOT REC CNTRB ATTEND SITE etc	1,407.60	2,682,067.61	
65902	21/02/12	Firewise Services Limited	SITE CERTIFICATION	56.00	2,682,123.61	
65903	21/02/12	First Security Guard Services Ltd	MOBILE PATROLS etc	613.57	2,682,737.18	



Schedule Of Expenditure		February 12	Period Ending 29 FEB 12		Run Time 2/03/12	10/
Q# No	Date	Name	Purchase	Amount	Total	
65904	21/02/12	Flash Electrical Limited	LIGHT UNDER CANOPY DAYLIGHT SE	1,277.97	2,684,015.25	
65905	21/02/12	Fleetphone Limited	PLEETPHONE	1,138.77	2,685,153.92	
65906	21/02/12	Fletcher Distribution Limited	MATERIALS etc	59.24	2,685,213.16	
65907	21/02/12	Fletcher Vautier Moore Trust Account	LEGAL COSTS, JAN 2012	28,825.00	2,714,038.16	
65908	21/02/12	Fresh Choice Takaka	PURCHASES	61.52	2,714,099.68	
65909	21/02/12	John Fry	DISPLAY BLOCK	55.00	2,714,154.68	
65910	21/02/12	Fuji Xerox Finance Limited	OPERATING LEASE etc	3,444.25	2,717,598.93	
65911	21/02/12	Fuji Xerox NZ Limited	READINGS	14,724.37	2,732,323.30	
65912	21/02/12	Fulton Hogan Limited	MAITAI PIPELINE etc	69,355.67	2,801,678.97	
65913	21/02/12	Fuse Electrical Golden Bay	GB COMMUNITY CENTRE KITCHEN	79.27	2,801,758.24	
65914	21/02/12	GB Weekly	ADVERTISING etc	1,417.60	2,803,175.84	
65915	21/02/12	Gen-I	etc	13,556.20	2,816,732.04	
65916	21/02/12	Geo-Logic Limited	GEOTECH WORK	5,520.00	2,822,252.04	
65917	21/02/12	Geographic Business Solutions	SUPPORT WORK etc	6,762.00	2,829,014.04	
65918	21/02/12	Gibbons Construction Limited	PROGRESS CLAIM #3	125,171.68	2,954,185.72	
65919	21/02/12	Gill Pumping & Irrigation Ltd	WATER PUMP APPLBY DCMAN	2,549.42	2,956,735.14	
65920	21/02/12	Glenn Roberts Electrical Ltd	LOWER MOUTERE CHECK LIGHTS	440.52	2,957,175.66	
65921	21/02/12	GNS Science	GEOTECH WORK	26,791.76	2,983,967.42	
65922	21/02/12	Golden Bay Community Workers Incorp	REIMBURSEMENT etc	1,042.56	2,985,009.98	
65923	21/02/12	Golden Bay Garden Centre	GARDEN COMPET PRIZES etc	690.00	2,985,699.98	
65924	21/02/12	Golden Bay High School	POOL HEATING PIPE REPLACEMENT	2,885.33	2,988,585.31	
65925	21/02/12	Golden Bay Museum Society Inc	COMMUNITY GRANTS	1,552.50	2,990,137.81	
65926	21/02/12	Golden Bay Plumbing Services	SALT WATER FIRE SYSTEM	7,805.12	2,997,942.93	
65927	21/02/12	Golden Bay Promotions Assn	ADVERTISING	276.00	2,998,218.93	
65928	21/02/12	Golden Bay Rubbish	BIN COLLECTION etc	574.00	2,998,792.93	
65929	21/02/12	Goldpine Industries Limited	MATERIAL	4,802.04	3,003,594.97	
65930	21/02/12	Guardian Alarms (ChCh) Limited	FIRE ALARM TESTS	276.00	3,003,870.97	
65931	21/02/12	Guthrie Bowron Motueka	PURCHASES	95.86	3,003,966.83	
65932	21/02/12	Hamish Stuart Transport	MURCH TRANSPRT etc	478.39	3,004,445.22	
65933	21/02/12	Hamish. Fletcher Lawyers	CTA PIPELINE PROJECT	148.75	3,004,593.97	
65934	21/02/12	Harte Meadow Fresh Distributors Ltd	MILK etc	729.88	3,005,323.85	
65935	21/02/12	Hays Plumbing Services Limited	10 MBARS VANITY JOB etc	1,212.48	3,006,536.33	
65936	21/02/12	Hilltop Software	SOFTWARE MTCE	8,786.00	3,015,322.33	
65937	21/02/12	Hirequip Limited	TOILEY	910.80	3,016,233.13	
65938	21/02/12	D C Honeybone	SERVICES	1,449.00	3,017,682.13	
65939	21/02/12	Hope Recreation Reserve	HALL HIRE	1,609.50	3,019,291.63	
65940	21/02/12	Huebler Electrical	FLUORO TUBES COLLINGWOOD TUBE	389.14	3,019,680.77	
65941	21/02/12	Humes Pipeline Systems	MATERIALS	159.05	3,019,839.82	
65942	21/02/12	Ideal Electrical Suppliers	MATERIALS	8.90	3,019,848.72	
65943	21/02/12	IMB Construction Limited	REPAIR WHARFSIDE RESTAURANT LE	814.26	3,020,662.98	
65944	21/02/12	Industrial Marine Electrical	RABBIT ISLAND SOLAR SITE SOLAR	4,325.46	3,024,988.44	
65945	21/02/12	IPENZ	IPENZ G GRIFFITH	50.00	3,025,038.44	
65946	21/02/12	Iquest (NZ) Limited	MONTHLY GPS DATA CHARGES	437.00	3,025,475.44	
65947	21/02/12	Irving Smith Jack Architects Ltd	MAPUA WATERFRONT DRAWINGS	10,176.60	3,035,652.04	
65948	21/02/12	James Cook	LINDSAY VAUGHAN ACCOMMODATION	211.00	3,035,863.04	
65949	21/02/12	Jasrad Holdings Limited	FLBE PROOFING etc	220.80	3,036,083.84	
65950	21/02/12	John West Surveys Limited	CHAMPION ROAD SURVEY	12,162.29	3,048,246.13	
65951	21/02/12	Dr M R Johnston	GEOTECHNICAL SERVICES	1,083.88	3,049,330.01	
65952	21/02/12	JR Events Limited	ECOFEST	3,537.12	3,052,867.13	
65953	21/02/12	Ken George Photography	PHOTOGRAPHY	178.25	3,053,045.38	
65954	21/02/12	Kina Cliffs Limited	MONTHLY RETAINER	431.25	3,053,476.63	

\* \* NC Creditors \* \*

Tasman District

Page No 8

Schedule Of Expenditure		February 12	Period Ending 29 FEB 12	Run Time	2/03/12	10/
CQ No	Date	Name	Purchase	Amount	Total	
65955	21/02/12	L A & D Knowles	TIMBER	33.93	3,053,510.56	
65956	21/02/12	XS Consultancy Ltd (Kelvin Data Sys	TOPIC TALKS	260.31	3,053,790.87	
65957	21/02/12	L & M Traffic Data Limited	SPECIAL CLASSIFICATION COUNTS	4,140.00	3,057,930.87	
65958	21/02/12	Land Information New Zealand	RATING VALUATIONS REGULATIONS	787.46	3,058,718.33	
65959	21/02/12	Laser Electrical Golden Bay	REPLACE BULB	109.26	3,058,827.59	
65960	21/02/12	Laser Electrical Nelson	10 ROTEA PL WEATHER PROOF SOCK	796.28	3,059,623.87	
65961	21/02/12	Lazers Edge	MAINTENANCE CONTRACT JAN	352.94	3,059,976.81	
65962	21/02/12	Chris Ledger	ACCOMMODATION KURT JAMRS etc	428.00	3,060,404.81	
65963	21/02/12	Lifestyle Hire 2007 Limited	SERVICE PORTALOO etc	4,730.25	3,065,135.06	
65964	21/02/12	Lift N Shift Limited	HIRE OF CONTAINER	106.95	3,065,242.01	
65965	21/02/12	Link Market Services Limited	SERVICES DEC 11 etc	773.23	3,066,015.24	
65966	21/02/12	Lynsday Distributors (1977) Ltd	TICKETS etc	1,257.64	3,067,272.88	
65967	21/02/12	Macmillan Publishers NZ Limited	BOOKS etc	74.07	3,067,346.95	
65968	21/02/12	Manawhenua Ki Mohua	ATTENDANCE	184.00	3,067,530.95	
65969	21/02/12	Mapua Plumbing	MAPUA LTB BLOCKED WC	68.43	3,067,599.38	
65970	21/02/12	Maritime New Zealand	MARINE SAFETY VESSELL	61.81	3,067,661.19	
65971	21/02/12	Marketing Essentials Limited		621.00	3,068,282.19	
65972	21/02/12	Mastertrade Limited	SAMPLES etc	158.23	3,068,440.42	
65973	21/02/12	Mayor's Christmas Dinner Fund	XMAS DINNER FUND	615.00	3,069,055.42	
65974	21/02/12	Media Monitors Limited	RETAINER etc	817.46	3,069,872.88	
65975	21/02/12	MediaWorks Radio Nelson	ADVERTISING etc	2,477.10	3,072,349.98	
65976	21/02/12	Meeting and Governance Solutions		1,552.50	3,073,902.48	
65977	21/02/12	Meridian Energy Limited	STREETLIGHTS etc	31,725.01	3,105,627.49	
65978	21/02/12	Meteorological Service NZ Limited	METCONNECT	152.38	3,105,779.87	
65979	21/02/12	Metropolis Design	SCOOTERS BACK SACKS	1,322.50	3,107,102.37	
65980	21/02/12	Mitre 10 Mega Nelson	COMPOST REBATE etc	501.90	3,107,604.27	
65981	21/02/12	Modica Group Limited (One Squared)	ISP BILLING	17.25	3,107,621.52	
65982	21/02/12	Motueka Community House	VENUE HIRE	20.00	3,107,641.52	
65983	21/02/12	Motueka Septic Tanks 2003	SUMPS CLEANED	2,415.00	3,110,056.52	
65984	21/02/12	Mount Campbell Communications Limit	POWER SUPPLY UNIT	220.80	3,110,277.32	
65985	21/02/12	Mount Campbell Networks Limited	MONTHLY SITE FEES etc	10,695.00	3,120,972.32	
65986	21/02/12	Murchison Dist Historical & Muscum	FUNDS etc	9,025.00	3,129,997.32	
65987	21/02/12	Murchison Transport Limited	WEIGHS	128.80	3,130,126.12	
65988	21/02/12	Nalder Surveys Limited	LEGALISATION SURVEY	2,174.26	3,132,300.38	
65989	21/02/12	Napier Computer Systems	IAN SUPPORT etc	6,519.36	3,138,819.74	
65990	21/02/12	Nelson A & P Association	ANNUAL LEASE	13,294.00	3,152,113.74	
65991	21/02/12	Nelson Alarms Security Systems Ltd	MOT SECURITY SERVICE etc	240.35	3,152,354.09	
65992	21/02/12	Nelson Bays Chainsaws & Mowers 2008	BLADE DRIVER	110.09	3,152,464.18	
65993	21/02/12	Nelson Bays Motor Group	SERVICE	342.75	3,152,806.93	
65994	21/02/12	Nelson City Council	MRSBU MONTHLY CONTRIB etc	300,082.00	3,452,888.93	
65995	21/02/12	Nelson Consulting Engineers Ltd	ASSESSMENT OF PILE DESIGN	990.24	3,453,879.17	
65996	21/02/12	Nelson Environment Centre	WASTE EDUCATION SERVICES	2,778.20	3,456,657.37	
65997	21/02/12	Nelson Petroleum Distributors Ltd	MATERIALS	142.14	3,456,799.51	
65998	21/02/12	Nelson School of Music	ANNUAL GRANT	14,375.00	3,471,174.51	
65999	21/02/12	Nelson Tow & Salvage (2007) Ltd	FORD RANGER TOY	109.25	3,471,283.76	
66000	21/02/12	Nelson TV & Video Services		116.56	3,471,400.32	
66001	21/02/12	Network Tasman	FIBRE LEASE	571.03	3,471,971.35	
66002	21/02/12	New Zealand Biosecurity Institute	ROBIN VAN ZOELLEN NZBI SUB etc	90.00	3,472,061.35	
66003	21/02/12	New Zealand Geographic	BOOKS etc	296.00	3,472,347.35	
66004	21/02/12	New Zealand Post	POSTAGE etc	2,787.08	3,475,134.43	
66005	21/02/12	Newton & Associates Limited	SURVEY FEES	1,156.33	3,476,290.76	

Item 7.9

Attachment 1

Schedule Of Expenditure		February 12	Period Ending 29 FEB 12	Run Time 2/03/12	10/
CQ No	Date	Name	Purchase	Amount	Total
66006	21/02/12	Niva Instrument Services	GAUGE etc	6,437.24	3,482,728.00
66007	21/02/12	Noel Leeming	PURCHASES etc	1,624.51	3,484,352.51
66008	21/02/12	Norfolk Electrical & Mechanical Ltd	REPLACE FEMALE SHOWERS	4,715.00	3,489,067.51
66009	21/02/12	Michael North	BIODIVERSITY ADVICE	20,538.21	3,509,605.72
66010	21/02/12	Not Just Plastics Limited	MATERIALS	78.93	3,509,684.65
66011	21/02/12	NZ Aerial Mapping Limited	AERIAL PHOTO etc	81,535.00	3,591,219.65
66012	21/02/12	NZ Computer Society Inc (NZCS)	PETER DARLINGTON MEMBERSHIP	265.50	3,591,485.15
66013	21/02/12	NZ Fire Service Commission	RESEARCH CONTRIB	2,300.00	3,593,785.15
66014	21/02/12	NZ Institute of Environ. Health Inc	NZIEH MEMBERSHIP etc	560.00	3,594,345.15
66015	21/02/12	NZ Institute of Environmental Health	CONF CHARGES	1,100.00	3,595,445.15
66016	21/02/12	NZ Marina Operators Association	ANNUAL GENERAL MEETING REG	279.25	3,595,724.40
66017	21/02/12	NZ Safety Limited	MATERIALS etc	217.62	3,595,942.02
66018	21/02/12	NZ Society of Local Govt Managers	etc	2,443.18	3,598,385.20
66019	21/02/12	Oaklands Nurseries	PARKER ST MAINTENANCE	1,260.91	3,599,646.11
66020	21/02/12	OfficeMax	RICH LIB PURCHASES etc	7,035.38	3,606,681.49
66021	21/02/12	Online Security Services	PAPER BIN	126.01	3,606,807.50
66022	21/02/12	Opus	RUBY BAY STORMWATER PHASE etc	11,243.21	3,618,050.71
66023	21/02/12	Orbit Corporate Travel	FLIGHTS MIKE TASMAR JONES etc	4,322.28	3,622,372.99
66024	21/02/12	Page & Blackmore	BOOKS	109.00	3,622,481.99
66025	21/02/12	Paper Plus Motueka	PURCHASES	53.10	3,622,535.09
66026	21/02/12	Paper Plus The Mall	MAGS etc	986.79	3,623,521.88
66027	21/02/12	Ursula Passl	CONSENT GRAVEL RELOCATION	4,071.00	3,627,592.88
66028	21/02/12	Pearson New Zealand Limited	BOOKS	71.49	3,627,664.37
66029	21/02/12	Perpetual Trust Limited	PROFESSIONAL SERVICES	1,217.85	3,628,882.22
66030	21/02/12	PF Olsen Limited	RABBIT ISLAND etc	94,417.38	3,723,299.60
66031	21/02/12	PGG Wrightson Limited	PETROL	34.10	3,723,333.70
66032	21/02/12	PGG Wrightson Limited	PROPYLENE etc	259.87	3,723,593.57
66033	21/02/12	Pohara Beach Boating Club	RRIMBURSE CLEANING SUPPLIES et	632.74	3,724,226.31
66034	21/02/12	Pohara Beach Top 10 Holiday Park	ACCOMMODATION	378.00	3,724,604.31
66035	21/02/12	Pools, Spas & Essentials	MAINTENANCE SUNDIAL SQUARE	348.90	3,724,953.21
66036	21/02/12	Port-A-Loo Nelson Limited	PORTALOO SERVICE etc	1,092.50	3,726,045.71
66037	21/02/12	Portside Auto Centre Ltd	TRAILER MICE	495.48	3,726,541.19
66038	21/02/12	Powertech Nelson	WOODEN POLE NEW LIGHT TARAKOHE	35.56	3,726,576.75
66039	21/02/12	PPNZ Music Licensing Ltd	ANNUAL LICENSE	379.50	3,726,956.25
66040	21/02/12	Printhouse	NEWSLINE 267 etc	10,585.18	3,737,541.43
66041	21/02/12	Qtech Data Systems Limited	WEEKLY MAINTENANCE	461.21	3,738,002.64
66042	21/02/12	Radio Nelson	ADVERTISING	450.80	3,738,453.44
66043	21/02/12	RAMM Software Limited	RAMM HOSTING FEE	132.25	3,738,585.69
66044	21/02/12	Random House New Zealand	BOOKS etc	181.80	3,738,767.49
66045	21/02/12	RET Pacific Limited	RICHMOND OFFICE EXT etc	6,440.00	3,745,207.49
66046	21/02/12	Redbox Architects Limited	ARCHITECTURAL SERVICES	625.60	3,745,833.09
66047	21/02/12	Kathy Reilly	BIOGRAPHY	103.50	3,745,936.59
66048	21/02/12	Richmond Fresh Choice	PURCHASES etc	673.81	3,746,610.40
66049	21/02/12	Richmond Glass Co Ltd	REGLAZE WINDOW etc	1,755.74	3,748,366.14
66050	21/02/12	Richmond Hire Limited	BOBCAT EXCAVATOR etc	253.54	3,748,619.68
66051	21/02/12	Richmond Liquor Centre	DRINKS	66.97	3,748,686.65
66052	21/02/12	Richmond Locks & Alarms	ATTEND PREMISES NEW LOCK etc	323.10	3,749,009.75
66053	21/02/12	Richmond Pak'nSave	PURCHASES	365.20	3,749,374.95
66054	21/02/12	Richmond Service Lane	SERVICE etc	4,904.35	3,754,279.30
66055	21/02/12	Roadsafe Motorcycle Riding Techniqu	SCOOTER RIDER TRAINING COURSE	747.50	3,755,026.80
66056	21/02/12	RJ Cooke Motors Limited	MOWING LINK & INLET WALKWAY et	172.50	3,755,199.30

\* \* NC Creditors \* \* Tasman District Page No 10

Schedule Of Expenditure February 12 Period Ending 29 FEB 12 Run Time 2/03/12 10/

CQ No	Date	Name	Purchase	Amount	Total
66057	21/02/12	RJ Hill Laboratories Limited	SAMPLES	279.45	3,755,478.75
66058	21/02/12	Road Information Management Steerin	RIMS FORUM	171.35	3,755,650.10
66059	21/02/12	Robert Lewis Landscape	COAST CARE PAKAWAU etc	3,298.66	3,758,948.76
66060	21/02/12	Rockgas Nelson	METER READING	54.70	3,759,003.46
66061	21/02/12	Rollos Locksmiths	PADLOCK	163.86	3,759,167.32
66062	21/02/12	Royal NZ Institute of Horticulture	2012 SUBSCRIPTION ACCOUNT	122.32	3,759,289.64
66063	21/02/12	Rural & Industrial Equipment	MATERIALS	339.90	3,759,629.54
66064	21/02/12	Russells Curtains Ltd	CURTAINS	3,998.00	3,762,627.54
66065	21/02/12	Rzoska Electrical Limited	WAKEFIELD EXALOO MAINTENANCE e	723.54	3,763,351.08
66066	21/02/12	Safe & Sound Limited	POHARA BOAT FAULT etc	593.54	3,763,944.62
66067	21/02/12	Sepclean Liquid Waste	CLEAN GREASE TRAPS etc	2,097.03	3,766,041.65
66068	21/02/12	Sicon Limited	TASMAN CLAIM, JAN 2012 etc	269,665.97	4,035,707.62
66069	21/02/12	Sicon Limited	MAPUA CLEANING TOILET	736.00	4,036,443.62
66070	21/02/12	Sicon Limited	TDC MOT WATERINGS	97.29	4,036,540.91
66071	21/02/12	Sicon Limited	REMOVE TREES AT WASHBOURN	888.39	4,037,429.30
66072	21/02/12	Simpson Grierson	RATES RESOLUTION 2006/07 etc	9,329.19	4,046,758.49
66073	21/02/12	Sinclair Knight Merz	CADASTRAL SUPPLY	1,035.00	4,047,793.49
66074	21/02/12	Site Services	SITE SERVICES DIGGER HIRE	600.87	4,048,394.36
66075	21/02/12	SMX Limited	SCRUBBING	322.00	4,048,716.36
66076	21/02/12	Snap Internet	INTERNET	5,733.90	4,054,450.26
66077	21/02/12	Sollys Freight (1978) Limited	TARAKOHE BARRIER ARM etc	15,598.86	4,070,049.12
66078	21/02/12	Southern Cross MedicalCare Society	SUBSIDISED FEE	10,512.82	4,080,561.94
66079	21/02/12	Speedy Signs Nelson	GRAPHICS APPLIED etc	286.35	4,080,848.29
66080	21/02/12	Standards New Zealand	RURAL URM ADDRESSING	149.04	4,080,997.33
66081	21/02/12	Stebbing's Auto Services	WOF	45.00	4,081,042.33
66082	21/02/12	Strategic Pay Limited	ANNUAL REMIWE LICENCE etc	1,215.09	4,082,257.42
66083	21/02/12	Sturrock & Greenwood Limited	ASB POOL COMP SERVICE	138.00	4,082,395.42
66084	21/02/12	Sudima Hotel	CCOMODATION SIMON KNEBBONE	465.00	4,082,860.42
66085	21/02/12	Sunrise Cleaning Services Nelson	MONTHLY CLEANING etc	19,071.32	4,101,931.74
66086	21/02/12	Sunset Valley Vineyard Limited	RESERVES PLANNING etc	1,500.52	4,103,432.26
66087	21/02/12	Super Cheap Auto	METHYLATED SPIRITS etc	60.99	4,103,493.25
66088	21/02/12	TACCRA Ltd	CONTRACT SERVICES FARM PLANNING	1,682.85	4,105,176.10
66089	21/02/12	Takaka Fresh Choice	TOILET TISSUE	8.90	4,105,185.00
66090	21/02/12	Takaka Springs Water Co. Ltd	MINERAL WATER	43.93	4,105,228.93
66091	21/02/12	Takaka Volunteer Fire Brigade	WATER DELIVERERS	6,380.00	4,111,608.93
66092	21/02/12	Take Note Takaka	PURCHASES etc	198.24	4,111,807.17
66093	21/02/12	Tasbay Security 2006	NIGHTS PATROLLING	3,291.56	4,115,098.73
66094	21/02/12	Tasman Broadcasting Trust	THE JAM	181.00	4,115,279.73
66095	21/02/12	Tasman Civil Limited	REPAIRS CONTROL BOX	916.90	4,116,196.63
66096	21/02/12	Tasman Leisure Limited	MARKETING AND PROMOTION etc	11,631.28	4,127,827.91
66097	21/02/12	Tasman Leisure Limited	SUBSIDY RUN FEE	26,823.41	4,154,651.32
66098	21/02/12	Tasman Regional Sports Trust	MOT REC CONTRACT FEB 12 etc	9,606.33	4,164,257.65
66099	21/02/12	Taylor's Contracting Limited	BANK REPAIR etc	2,675.88	4,166,933.53
66100	21/02/12	Telecom New Zealand Limited	MAIN OFFICE etc	14,071.70	4,181,005.23
66101	21/02/12	Telfer Young (Nelson) Limited	CONTRIB SANDERLANE DRIVE etc	1,840.00	4,182,845.23
66102	21/02/12	TenderLink.com Limited	PUBLIC TENDER ADVERTISING	189.75	4,183,034.98
66103	21/02/12	Terra Firma Engineering Ltd	MISSION AND PROJECT MANAGEMENT	3,680.00	4,186,714.98
66104	21/02/12	The EnviroSchools Foundation	ENVIROSchools DINNER	51.75	4,186,766.73
66105	21/02/12	The Guardian Newspaper	ADVERTISING	3,604.10	4,190,370.83
66106	21/02/12	The Internet Kiosk Specialist Ltd	INTERNET VOUCHERS etc	120.00	4,190,490.83
66107	21/02/12	The Junction Hotel	ACCOMODATION etc	271.50	4,190,762.33

\* \* NC Creditors \* \*

Tasman District

Page No 11

Schedule Of Expenditure	February 12	Period Ending 29 FEB 12	Run Time 2/03/12	10/	
CQ No	Date	Name	Purchase	Amount	Total
66108	21/02/12	The Lawless Edge Ltd	BIOSECURITY JAN 12	9,121.76	4,199,884.09
66109	21/02/12	The Library Supply Co Limited	BOOKS etc	2,449.97	4,202,334.06
66110	21/02/12	The Property Group Limited	LWR QUEEN ST SERVICES etc	2,884.29	4,205,218.35
66111	21/02/12	The Rural Service Centre	MATERIALS etc	554.90	4,205,773.25
66112	21/02/12	Thirkettle Nurseries		119.60	4,205,892.85
66113	21/02/12	Tiakiina Te Taiao Limited	TAPU BEACH RENOURISHMENT	219.77	4,206,112.62
66114	21/02/12	Tonkin & Taylor Limited	MOT CROYNE REVIEW DEC 11 etc	4,809.83	4,210,922.45
66115	21/02/12	Tony's Engineering	GAZE WAIMEA WEST RIVER etc	2,969.88	4,213,892.33
66116	21/02/12	Town & Around Rubbish	BIN HIRE	22.00	4,213,914.33
66117	21/02/12	Transpacific Waste Management	WEEKLY PICK UP	329.25	4,214,243.58
66118	21/02/12	Treescape	WAI-ITI DOMAIN OAKS etc	4,380.93	4,218,624.51
66119	21/02/12	Trifecta Global Infrastructure Solu	CARS LOGGED IN T3	483.00	4,219,107.51
66120	21/02/12	Trig Instruments	MATERIALS	27.37	4,219,134.88
66121	21/02/12	Tuffnell Limited	19A LAUNDRY TAPS etc	3,160.87	4,222,295.75
66122	21/02/12	Ulverschroft Large Print	BOOKS etc	2,774.14	4,225,069.89
66123	21/02/12	Vodafone	DECEMBER 2011 PHONE ACCOUNT et	3,356.57	4,228,426.56
66124	21/02/12	Wacky but True Magazine	SUBSCRIPTION	239.85	4,228,666.41
66125	21/02/12	Waimea Electrical Ltd	FIRE ALARM ADDITION etc	4,865.58	4,233,531.99
66126	21/02/12	Waimea Print Limited	ANTS BROCHURE etc	4,579.30	4,238,111.29
66127	21/02/12	Waimea Rural Fire Committee	SERVICES FEB	30,863.70	4,268,974.99
66128	21/02/12	Waimea Weekly Limited	WAIMEA RUN OF PAPER	2,823.25	4,271,798.24
66129	21/02/12	Wairau Worms	WASTE COMPOST SCHEME	15.00	4,271,813.24
66130	21/02/12	Waitapu Retail Limited	LIFE JACKET SEAMASTER etc	89.08	4,271,902.32
66131	21/02/12	Wakefield Hall Management Committee	HALL HIRE	2,071.00	4,273,973.32
66132	21/02/12	Walker Engineering	XMAS FLAGS	491.63	4,274,464.95
66133	21/02/12	Westhaul Motueka Ltd	RENTAL FOR FIRE SHED	2,300.00	4,276,764.95
66134	21/02/12	Wilkins & Field Mitre 10 Motueka	MATERIALS etc	74.27	4,276,839.22
66135	21/02/12	WJ Ashton Services Limited	RICHMOND SOCCOR CLUB etc	11,674.97	4,288,514.19
66136	21/02/12	Working Capital Solutions	MATERIALS	1,472.00	4,289,986.19
66137	21/02/12	WR Andrew Limited	SUTE INSPECTIONS	1,478.33	4,291,464.52
66138	21/02/12	Yellow Pages Group Limited	YELLOWONLINE	69.00	4,291,533.52
66139	21/02/12	Youth & Comm Facilities Trust	WAY2GO COMMUNITY PROGRAM etc	4,125.00	4,295,658.52
66140	21/02/12	Zoacom Limited	MONTHLY MAINTENANCE	1,007.00	4,296,665.52
66141	21/02/12	Nelson Regional Economic	OPERARING GRANT	55,200.00	4,351,865.52
66142	24/02/12	A & L Barrett Limited	WATER METER READINGS	4,308.60	4,356,174.12
66143	24/02/12	Aqua Tance Consultancy Services Lim	CON 792B, FEB 2012	7,623.01	4,363,797.13
66144	24/02/12	Avenues Event Management	CONFERENCE REGISTRATION etc	874.00	4,364,671.13
66145	24/02/12	Build Right 2010 Limited	TDC HALF SHARE COSTS etc	3,461.58	4,368,132.71
66146	24/02/12	Jeremy Butler	EXPENSE CLAIM W/E 26/2/12	364.80	4,368,497.51
66147	24/02/12	Call Care Answer Service	AFTER HOURS PHONE SERVICES	3,170.81	4,371,668.32
66148	24/02/12	Ching Contracting Limited	CON 804, JAN 2012	7,050.67	4,378,718.99
66149	24/02/12	W A & T M Climo	C/W CAMP GROUND MANAGEMENT	5,750.00	4,384,468.99
66150	24/02/12	Copyart Limited		200.00	4,384,668.99
66151	24/02/12	Cycling Advocates Network	CONFERENCE REGISTRATION etc	1,370.10	4,386,039.09
66152	24/02/12	Phil Doole	EXPENSE CLAIM W/E 26/2/12	350.60	4,386,389.69
66153	24/02/12	Fairfax New Zealand Ltd	NELSON MAIL, MATN A/C	714.04	4,387,103.73
66154	24/02/12	Fulton Hogan Limited	CON 781, JAN 2012	104,027.33	4,491,131.06
66155	24/02/12	Greenwaste To Zero	CON 822, JAN 2012	10,372.06	4,501,503.12
66156	24/02/12	R J & G Griffiths Trust	REFUND BALANCE DEPOSIT	90.00	4,501,593.12
66157	24/02/12	Lindsay Grueber	EXPENSE CLAIM W/E 26/2/12	44.95	4,501,638.07
66158	24/02/12	S & J Le Huray	HALF SHARE, TREE PRUNING	163.88	4,501,801.95

Item 7.9

Attachment 1

