



Notice is given that an ordinary meeting of the Corporate Services Committee will be held on:

Date: Thursday 8 November 2012
Time: 9.30 am
Meeting Room: Tasman Council Chamber
Venue: 189 Queen Street
Richmond

Corporate Services Committee

AGENDA

MEMBERSHIP

Chairperson

Cr T B King

Deputy Chairperson

Cr G A Glover

Members

Mayor R G Kempthorne

Cr J L Edgar

Cr E J Wilkins

Cr C M Maling

Cr Z S Mirfin

Cr S G Bryant

Cr T E Norriss

Cr B W Ensor

Cr P F Sangster

Cr M L Bouillir

Cr J L Inglis

Cr B F Dowler

(Quorum 2 members)

Contact Telephone: 03 543 8453

Email: valerie.gribble@tasman.govt.nz

Website: www.tasman.govt.nz

AGENDA

1 OPENING, WELCOME

2 APOLOGIES AND LEAVE OF ABSENCE

Recommendation

That apologies be accepted.

3 PUBLIC FORUM

4 DECLARATIONS OF INTEREST

5 CONFIRMATION OF MINUTES

That the minutes of the Corporate Services Committee meeting held on Thursday, 27 September 2012, be confirmed as a true and correct record of the meeting.

6 REPORTS OF COMMITTEE

Recommendation

THAT the minutes of the Joint Shareholders Committee held on 14 September 2012 be received by the Corporate Services Committee.

7 PRESENTATIONS

Nil

8 REPORTS

| | | |
|------|---|----|
| 8.1 | Chairman's Report..... | 5 |
| 8.2 | Port Nelson Ltd Statement of Corporate Intent 2012-2013..... | 7 |
| 8.3 | Corporate Services Manager's Report | 17 |
| 8.4 | Remuneration Authority: Elected officials expenses and allowances | 19 |
| 8.5 | Treasury Management..... | 27 |
| 8.6 | September 2012 Financials | 31 |
| 8.7 | Commercial Report..... | 39 |
| 8.8 | Information Services Update..... | 53 |
| 8.9 | Action Sheet - 27 September 2012 | 59 |
| 8.10 | Accounts for Payment - September 2012..... | 63 |

9 CONFIDENTIAL SESSION

| | | |
|-----|---|----|
| 9.1 | Procedural motion to exclude the public..... | 81 |
| 9.1 | Health and Safety Update Report | 81 |
| 9.2 | Jackett Island and Motueka Groyne Funding Options | 81 |

8 REPORTS

8.1 CHAIRMAN'S REPORT

Information Only - No Decision Required

Report To: Corporate Services Committee
Meeting Date: 8 November 2012
Report Author: Tim King, Chairman, Corporate Services
Report Number: RFN12-11-07
File Reference:

1 Summary

1.1 Chair's report for Corporate Services Committee meeting of 8 November 2012.

2 Draft Resolution

That the Corporate Services Committee receives the Chairman's Report RFN12-11-07.

3 Audit Matters

- 3.1 The adoption of the Annual Report has again highlighted the excellent work done by Corporate Services staff in managing the complex financial side of Council's operations.
- 3.2 As a Council we run a relatively complex mixture of rates and charges, as well as using a significant amount of debt to fund our major capital expenditure. All of this means it is particularly important that the accounting side of Council operates effectively and efficiently.
- 3.3 A clean Audit opinion indicates that this task is undertaken well, that information provided is accurate and timely and that staff can satisfy the Auditors about the many queries that they no doubt have throughout the process.
- 3.4 My personal thanks to all the staff involved over what is a very busy time period with many long hours worked.
- 3.5 The audit has highlighted a significant improvement in our working capital position, largely due to obtaining longer term debt facilities that has also resulted in us finally gaining full compliance with our treasury policy which has been helped significantly with the advent of the Local Government Funding Agency (LGFA).
- 3.6 The key challenges coming out of the annual report relate specifically to depreciation and the funding of renewals/capital expenditure. It is expected this will be the subject of significant work prior to the next Long Term Plan.
- 3.7 The increase in shareholders in the LGFA, while reducing Council's shareholding, indicates a positive view from the wider sector over the benefits of this debt vehicle and reduces the risk to Council.

4 Appendices

Nil

8.2 PORT NELSON LTD STATEMENT OF CORPORATE INTENT 2012-2013

Decision Required

Report To: Corporate Services Committee
Meeting Date: 8 November 2012
Report Author: Murray Staite, Corporate Services Manager
Report Number: RFN12-11-02
File Reference: E936

Item 8.2

1 Summary

- 1.1 The Port Nelson Statement of Corporate Intent 2012/2013 was presented to the Joint Shareholders Committee for consideration at its meeting on 14 September 2012.
- 1.2 The Chairperson of the Board, along with the Chief Executive and Chief Commercial Officer, attended the meeting to answer questions about the proposed changes which were noted in the Chair's letter (attachment 2). The key changes referred to relate to performance indicators and targets.

2 Draft Resolution

That the Corporate Services Committee receives the Port Nelson Ltd Statement of Corporate Intent 2012-2013 Report RFN12-11-02, subject to it also being approved for signing by the Nelson City Council.

3 Purpose of the Report

- 3.1 To approve the Port Nelson Ltd Statement of Corporate Intent (SCI) for 2012/2013.

4 Background and Discussion

- 4.1 Port Nelson Ltd is required to complete an SCI by 30 June each year.
- 4.2 Although the attached SCI has been approved by the Joint Shareholders Committee, formal approval from this Committee is required.
- 4.3 After some discussion the following resolution was passed by the Joint Shareholders Committee on 14 September 2012.

Recommendation to Nelson City Council and Tasman District Council

THAT the Port Nelson Limited draft Statement of Corporate Intent for 2012/13 be approved for signing.

Boswijk/Glover

- 4.4 The key changes are in relation to performance indicators and targets which are outlined in the covering letter from the Chairperson, Mr Patterson (Attachment 2).
- 4.5 The Joint Shareholders Committee was satisfied that the changes were appropriate.

5 Financial considerations

- 5.1 The dividends contained within the SCI for 2012/2013 are in line with those contained within Council's budgets.

6 Options

6.1 Option 1:

Decline to approve the SCI and, along with suggested changes, refer the matter back to the Joint Shareholders Committee for further discussion.

6.2 Option 2:

Approve the SCI without change, subject to a similar resolution being passed by the Nelson City Council.

7 Significance

- 7.1 This matter is of relatively low significance in terms of Council's Policy on Significance, as it does not involve major financial expenditure and is not likely to have major public interest.

8 Conclusion

- 8.1 Given the detailed review by the Joint Shareholders Committee, the preferred option is that the Port Nelson SCI be approved for signing.

9 Appendices

- 1. Port Nelson Ltd Statement of Corporate Intent 2012-2013 9
- 2. Port Nelson Ltd Chair's Letter 15

PORT NELSON

The Region's Gateway to the World

STATEMENT OF CORPORATE INTENT 2012/2013

MISSION STATEMENT

To operate the Company as a successful business providing cost efficient, effective and competitive services and facilities for port users and shippers.

To provide for the present and future needs of the Company in ways that are sensitive to people, use resources wisely and are in harmony with the environment of an export port.

OBJECTIVES

- 1 To operate as a successful business.
- 2 To be a good employer.
- 3 To work within a debt equity ratio not exceeding 45.0% (31/69)
- 4 To aim to grow the business through stimulation of throughput, added value services and related business activities, so leading to increased revenue.
- 5 To achieve a commercially acceptable rate of return on shareholders funds in accordance with meeting the objectives herein.
- 6 To ensure that sustainable Port development takes place which meets the needs of the region.
- 7 To ensure that high environmental standards are maintained.
- 8 To strive for continuous improvement in everything that we do.

Performance and other Measurements

Performance shall be judged against the following measures:

| Performance description | 11/12 Actual | Measure 12/13 |
|--|---------------|-------------------------------------|
| 1 Lost Time Injury ("LTI") frequency rate. | 2.4 | Less than the previous year |
| 2 Debt/equity ratio compared with measure. | 23/77 – 29.8% | 31/69 (45.0%) Not to exceed measure |
| 3 Dividends paid compared with the target. | \$4.2 million | \$4.3 million |
| 4 a) Return on average funds employed. | 8.2% | 6.5% (2012/2013 budget) |
| b) Return on average shareholders funds. | 7.7% | 4.6% (2012/2013 budget) |

| | | | |
|---|-------------------|--------------------------|------------|
| Port Nelson Limited | 28 September 2012 | Parke Pitter | QM-POI-017 |
| Port Nelson Ltd, 12 Saw Street, Port Nelson, P.O. Box 999, Nelson 7040, New Zealand | | Chief Commercial Officer | |

| | | |
|--|--|--|
| 5 Sustainability and environmental measures Note: This measure relates to port operational area only (excludes port lease areas). | Incidents leading to pollution of harbour Full compliance Compliance with all resource consent conditions Full compliance | Incidents leading to pollution of harbour Target - nil Compliance with all resource consent conditions Target -full compliance |
| 6 Navigation and safety – Compliance with New Zealand Maritime Safety requirements in respect of: o Dredged channels compliant with charts o Navigation aids o Pilotage | Full compliance Full compliance | Full compliance |
| Monitoring and Reporting | 11/12 Actual | Measure 12/13 |
| Compliance with Noise Variation Maintain ISO14001 certification Resource useage will be reported against previous years for disclosure purposes only. Note: External and internal environmental incidents will be disclosed, however are not part of the performance targets. | Full compliance Achieved Resource useage e.g – water, electricity, fuel | Full compliance Full Compliance Resource useage e.g – water, electricity, fuel |
| Activity Measure | 11/12 Actual | Measure 12/13 |
| a) Annual cargo tonnes compared with target. | 2.65 million tonnes | 2.62 million tonnes |
| b) Annual ships visits and gross tonnes of shipping compared with target. | 733 visits 6.9 m Gross tonnes | 699 visits 7.5 m Gross tonnes |
| c) Total revenue compared with target | \$38.8 m | \$39.5 m |
| d) Capital expenditure for the year approved by the Directors compared with target. | \$3.3 m | \$3.4 m |

Financial Targets

The Measure for Financial Performance (measure 4) is based on the following year budget and does not allow for asset revaluation increases. The Benchmark returns that Port Nelson is aiming for are:

- a) Return on average funds employed. 9.0%
- b) Return on average shareholders funds. 6.0%

Note: The Benchmark returns are based on the portfolio of assets currently employed by Port Nelson and an optimal capital structure. The Target Measure for the next SCI year is based on budget and thus reflects the business risks that Port Nelson faces on a yearly basis.

$$LTI \text{ frequency rate} = \frac{\text{Lost time injuries}}{\text{Hours worked in period}} \times 100,000$$

| | | |
|--|-------------|--|
| Port Nelson Limited 28 September 2012 | Parke Pitar | QM-POL-017 Chief Commercial Officer |
|--|-------------|--|

Return on average funds employed = $\frac{\text{Earnings Before Interest and Tax} + \text{average shareholder equity} + \text{net interest bearing debt}}{\text{average shareholder funds}}$
 Return on average shareholder funds = $\frac{\text{Net Profit After Tax}}{\text{average shareholder funds}}$

Nature & Scope of Existing Activities;

- ◆ The provision of all services, navigation aids, access and plant required for the safe arrival, berth, and departure of vessels at Port Nelson.
- ◆ The provision of berths to accommodate vessels at the port.
- ◆ The provision of wharves and plant to facilitate the discharge and loading of vessels.
- ◆ The provision of all services required by a vessel while it is in port.
- ◆ The provision of all services required for cargo while it is in the company's care.
- ◆ The marshalling and stevedoring of cargo.
- ◆ The maintenance and repair of all company assets.
- ◆ The leasing of land and buildings not required for port operating purposes.
- ◆ The warehousing and storage of goods.
- ◆ Cargo logistic services.
- ◆ Strategic Investments in order to insulate the business from economic shocks and to assist in attaining earnings growth. Shareholders to be consulted prior to committing to any such investments.
- ◆ Any other activity required to comprehensively manage and operate a safe, efficient, and competitive port.

Ratio of Shareholders Funds to Total Assets

Shareholders funds are defined as paid up capital, plus retained earnings and reserves. Net Debt is defined as term and short term debt less any cash in bank. Total assets are defined as the sum of current assets and non current assets. The ratios for the next three years are expected to be;

| | Shareholders Funds/Total Assets | Net Debt/Equity |
|------|---------------------------------|-----------------|
| 2013 | 71.1% | 26.5% |
| 2014 | 73.8% | 21.6% |
| 2015 | 77.1% | 16.7% |

| | | |
|---------------------|--------------|--------------------------|
| Port Nelson Limited | | QM-POL-017 |
| 28 September 2012 | Parke Pittar | Chief Commercial Officer |

General Accounting Policies

- a) Those accounting principles considered appropriate by the NZ Institute of Accountants for the measurement and reporting of results and financial position under the historical cost method, modified by the revaluation of land shall be followed.
- b) The going concern concept shall be adopted.
- c) Accrual accounting shall be used to match income and expenses.

Particular Accounting Policies

Specific Accounting policies will be detailed in the financial statements.

Dividend Policy

- (a) The dividend payable to shareholders will be determined:
 - (1) Taking account of the shareholders expectation that not less than 50% and the Port Nelson Board expectation that not more than 75% of net profit after tax shall be distributed to the shareholders. Special dividends are not covered by this policy.
 - (2) In accordance with rolling three years projections provided annually as to likely profits and capital reserves taking into account and based on the Company's forward financial plan. Estimates are:

| | |
|------|---------------|
| 2013 | \$4.3 million |
| 2014 | \$4.3 million |
| 2015 | \$4.3 million |

- (b) In determining the dividend projections regard shall be had to the desired debt equity ratio.

Information to be provided

The following information will be made available:

1. Half-yearly report covering abbreviated Profit and Loss Statement and abbreviated Balance Sheet, performance indicators, commentary on activities, Cash Flow Statement, and other such information as the Directors consider necessary to enable an informed assessment of the Company's performance during the period being reported.
2. Any other information that would normally be available to a controlling private shareholder, thereby enabling the shareholder to assess the value of his investment in the Company.
3. Any other matters that the shareholders and the directorate agree shall be disclosed as appropriate.

| | | |
|---------------------|-------------|--------------------------|
| Port Nelson Limited | | QM-POL-017 |
| 28 September 2012 | Parke Pitar | Chief Commercial Officer |

Procedure to be followed with purchase of shares in other company or organisation

The procedure to be followed before subscription for, or purchase of, or other acquisition of shares in any Company or organisation, shall be by resolution of the Directors, excepting that any significant diversification or addition to existing activities will be referred to the shareholders for approval.

Director's Estimate of Company Value

The director's estimate that the opening balance of shareholder's funds in the annual accounts will represent the value of the company. The directors will advise the shareholders on an annual basis if they believe the value to differ materially from this state. The opening balance of shareholders funds at 1 July 2011 is \$136,751,000.

Dated thisday of 2012

Signed by Port Nelson Limited

Chairman

Director

Signed by the Nelson City Council

Mayor

Chief Executive

Signed by the Tasman District Council

Mayor

Chief Executive

| | | |
|--|--------------|--|
| Port Nelson Limited 28 September 2012 | Parke Pittar | QM-POL-017 Chief Commercial Officer |
|--|--------------|--|

ATTACHMENT 2

PORT NELSON

The Region's Gateway to the World

27 June 2012

Mr H Kettlewell
Executive Manager Support Services
Nelson City Council
PO Box 645
Nelson

Dear Hugh

RE: Port Nelson draft 2012/2013 Statement of Corporate Intent

Please find enclosed a copy of the draft 2012/2013 Statement of Corporate Intent ("SCI"). The SCI has been reviewed by the Port Nelson Board of Directors.

Every effort is made to keep changes to a minimum. In this regard most changes are a function of updating future Performance Measurements as required by the Port Companies Act.

This year however we have included some additional emphasis on sustainability and the environment. Included is a "marked up" and "clean" draft for ease of comparison purposes.

Date - Updated for 2012/2013.

Objective 6 - Added the word "sustainable".

Objective 7 - Added the word "management".

Performance Targets - Changed as per 2012/2013 budget.

Monitoring and Reporting - Now that the Port noise variation has been finalised compliance targets have been added. Additionally maintaining ISO 14001 certification has been added. "Waste" has been added as a type of resource usage to be monitored.

Financial Targets - Changed as per 2012/2013 budget.

Capital Expenditure - Changed as per 2012/2013 budget.

Ratio of Shareholders Funds to Total Assets - This has been updated reflecting the current three year forecast.

Port Nelson Ltd 10 Low Street Port Nelson PO Box 844 Nelson 7040 New Zealand
Telephone +64 3 518 2000 Facsimile +64 3 516 9015
info@portnelson.co.nz www.portnelson.co.nz

#1357970

13

Item 8.2

Attachment 2

Dividend Policy – The forecast dividend payments have been updated reflecting the current three year forecast.

Director's Estimate of Company Value – This is based on the 1 July 2011 audited figure.

Yours sincerely
PORT NELSON LIMITED



A O Patterson
CHAIRMAN

8.3 CORPORATE SERVICES MANAGER'S REPORT

Decision Required

Report To: Corporate Services Committee
Meeting Date: 8 November 2012
Report Author: Murray Staite, Corporate Services Manager
Report Number: RCN12-11-12
File Reference: A501

Item 8.3

1 Summary

- 1.1 This report updates committee members on the New Zealand Local Government Funding Agency, Insurance, and the Commercial Committee.

2 Draft Resolution

That the Corporate Services Committee:

- a) receives the Corporate Services Manager's Report RCN12-11-12; and
- b) authorises the Chief Executive and the Corporate Services Manager to sign the required documentation to enable the pro-rata share sell down of shares in the second opening of the New Zealand Local Government Funding Agency.

3 Local Government Funding Agency

- 3.1 The annual report for the Local Government Funding agency (LGFA) has been received. If any members wish to obtain a copy please contact me directly.
- 3.2 Kapiti Coast District Council has recently been accepted as a guarantor which reduces the guarantee risk faced by councils as members of the LGFA.

4 Insurance

- 4.1 The Top of The South Insurance Collective (the collective), of which Council is a member, recently renegotiated its annual insurance cover.
- 4.2 The insurance market appears to have reacted favourably to the collaborative approach with increases in premiums for the collective being lower than that experienced by many other government organisations.
- 4.3 The New Zealand Local Authority Protection Programme (LAPP) continues to challenge most councils. LAPP in the short to medium term is now funded via a mixture of reinsurance and mutual self-insurance.
- 4.4 As previously discussed LAPP members' individual exposure equals five times their annual premiums and the total exposure for any one year is limited to ten times.
- 4.5 The LAPP premium for the 2012 year is \$195,500 plus GST with a new deductible of \$1,024,000.

- 4.6 In total, Council's insurance premiums are in line with budget.
- 4.7 Civic Assurance has recently provided their half yearly accounts to 30 June 2012.
- 4.8 Civic Assurance, for the first six months, suffered what was not an unexpected loss and expects to return to profitability once it is able to re-engage the insurance market in a more significant way. This is likely to occur once all of Civic Assurances reinsurers pay what is owed.
- 4.9 If any member wishes to obtain a copy of the half yearly accounts for Civic Assurance please contact me directly.

5 Appointment of non-elected Members to the Commercial Subcommittee

- 5.1 Fanselow Bell, a local recruitment agency, has been commissioned to assist in recruiting the three non-elected members for this committee. This process is expected to take approximately 8 weeks. Unfortunately, with the advent of Christmas, staff will not be in a position to bring any recommendations to you until the first meeting of this committee in the new year.

6 Local Government Funding Agency Share Second Opening

- 6.1 In accordance with the share agreement of the New Zealand Local Government Funding Agency Council has received notice that a second opening to become a shareholder of the LGFA will occur. The date for the second opening has been set for 29 November 2012.
- 6.2 The shareholder agreement requires existing shareholders to sell down shares to new shareholders on a pro-rata basis. This means that Council will be required to sell down 134,021 paid up shares and 134,021 unpaid shares.
- 6.3 The second opening will be taken up by a further 12 local authorities, making in total 30 local authority shareholders.
- 6.4 As Council's shareholding was acquired by the use of debt it is anticipated that the \$134,021 of share capital returned will be used to reduce the original loan.

7 Appendices

Nil

8.4 REMUNERATION AUTHORITY: ELECTED OFFICIALS EXPENSES AND ALLOWANCES

Information Only - No Decision Required

Report To: Corporate Services Committee
Meeting Date: 8 November 2012
Report Author: Murray Staite, Corporate Services Manager
Report Number: RFN12-11-14
File Reference: C780

Item 8.4

1 Summary

- 1.1 The Council has received the latest determination from the Remuneration Authority (the Authority) who have laid out the revised rules in regard to an elected members ability to claim for vehicle running costs, travel time and allowances for communications.
- 1.2 Key changes by the Authority include:
- 1.2.1 An amended threshold for mileage reimbursement that is now the lesser of a round trip from the members home to the council office or 30 kilometres,
 - 1.2.2 The reduction from 2 hours to 1 hour in travelling time before a travelling allowance would be paid
 - 1.2.3 Clarification that should a member receive a computer internet connection or ancillary equipment from the council the \$750.00 communication allowance will not be payable.
- 1.3 The determination from the authority takes effect from July 1 2012 and staff will be in contact with individual members to enable the back pay to be calculated. Given that detailed records may not necessarily have been kept a record of meeting attendance will suffice for the back pay calculation.

2 Draft Resolution

That the Corporate Services Committee receives the Remuneration Authority: Elected officials expenses and allowances Report RFN12-11-14.

3 Vehicle Mileage and Threshold Distance

- 3.1 The Authority has confirmed that for the 2012/2013 year the vehicle mileage allowance will remain at 74 cents for the first 5,000 kilometres and 35 cents per kilometre for any distance over 5,000 kilometres.
- 3.2 The Authority has indicated that this may be reviewed for the 2013/2014 year.
- 3.3 The Authority has made a change to the threshold distance that applies before a mileage claim can be made. The previous determination from the Authority meant that the first 30 kilometres in any one day was not eligible for reimbursement.

- 3.4 The threshold has now changed to be the lesser of a round trip from the members home to the nearest council office or 30 kilometres. This may assist some members in being able to make a mileage claim.

4 Travel Time Allowance

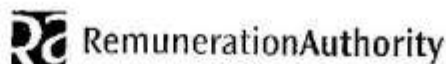
- 4.1 The Authority, after receiving submission, will now allow a member on local authority business to claim a travel allowance of \$15 per hour for all travel that exceeds one hour. The Authority felt that the previous limit of two hours was too restrictive.

5 Communication allowance

- 5.1 The communication allowance clause has been clarified but essentially remains the same. If an elected member receives either a mobile phone, the use of a computer or ancillary equipment, or an internet connection, the current \$750.00 communication allowance is not payable.
- 5.2 A letter expressing concern will be written to the Authority in relation to the distribution of iPads to councillors.

6 Appendices

1. Remuneration Authority Letter 21



26 September 2012

*holding for accounts
report
D.*

To all Regional and Territorial authorities

**Elected officials expenses and allowances
Local Government Elected Members (2012/13) (Certain Local Authorities)
Determination 2012**

The Authority has received a number of requests for clarification of the content and application of clauses 9-11 of the determination.

All three clauses are designed to provide some flexibility to councils to apply based on local circumstance, rather than having a prescribed rule for all councils. All three set maxima for allowances and councils maintain the ability to recommend that their expenses do not include such payments.

This circular represents matters raised to date. If you have further enquiries please contact me via email at info@remauthority.govt.nz.

The Mileage Rate

Additionally the Authority has received enquiries related to the level of mileage reimbursement per kilometre. The Authority is aware of recent changes to the rate allowed by IRD for the purpose of submitting tax returns. The Authority will take this decision, along with any other changes that may occur, into consideration when setting the 2013/2014 determination but will not be adjusting the mileage rate in the 2012/2013 determination.

Vehicle Mileage – Clause 9

- 9 Vehicle mileage allowance**
- (1) *A local authority may pay a member or a member of a community board a vehicle mileage allowance for travel by the member.*
 - (2) *An allowance may be paid to a member under subclause (1) for each day within the period of this determination that—*
 - (a) *the member is not provided with a vehicle by the local authority; and*
 - (b) *the distance travelled by the member on the day exceeds the threshold distance; and*
 - (c) *the member is travelling—*
 - (i) *in a private vehicle; and*
 - (ii) *on the local authority's business; and*
 - (iii) *taking the most direct route that is reasonable in the circumstances.*

Remuneration Authority
PO Box 10084, Morrison Kent House, 105 The Terrace, Wellington, New Zealand
Telephone 04 499 3068 Facsimile 04 499 3065 Email info@remauthority.govt.nz

- (3) *The allowance is payable, in relation to each day for which the member qualified under subclause (2),—*
- (a) *in accordance with subclause (4); but*
 - (b) *only for the distance travelled on the day that exceeds the threshold distance.*
- (4) *The vehicle mileage allowance payable to a member is—*
- (a) *no more than \$0.74 per kilometre for the first 5 000 kilometres for which the allowance is payable;*
 - (b) *no more than \$0.35 per kilometre for any distance over 5 000 kilometres for which the allowance is payable..*
- (5) *In this clause,—*
- on the local authority's business includes—*
- (a) *on the business of any community board of the local authority; and*
 - (b) *travel to and from a member's residence to an office of the local authority or a community board*
- threshold distance means the shorter of the following distances:*
- (a) *the distance equivalent to a round trip between the member's residence and the nearest office of the local authority by the most direct route that is reasonable in the circumstances; and*
 - (b) *30 kilometres, if the distance equivalent to a round trip between the member's residence and the nearest office of the local authority is greater than 30 kilometres by the most direct route that is reasonable in the circumstances.*

The amendments to this allowance clause are designed to allow the concept of 'travel from home to the council' to be applied with more flexibility. The effect is to allow for reimbursement to be made for mileage where the distance travelled is less than 30 kilometres and genuinely reflects travel to a recognised place of work.

Interpretation issues raised have been around:-

9(5)(b) travel to and from a member's residence to an office of the local authority or community board

This includes the main council office, a local hub to which councillors routinely travel to attend meetings or meet with staff over issues, the home base of a rural or suburban community board which it would be a reasonable expectation of a member that they will visit for business purposes. The expectation is that these premises would be well recognised locally as a permanent venue for district authority activity, and members would have an expectation that this be their 'place of work' for some or all council activity. Temporary areas where meetings might occur, such as local halls, libraries or hotels would not be recognised by this definition.

An example of the correct calculation of threshold distance is attached as Appendix 1.

Travel time allowance- Clause 10**10 Travel Time Allowance**

- (1) *A local authority may pay a member or a member of a community board a travel time allowance if the office of the member cannot be properly regarded as a full-time position.*
- (2) *An allowance may be paid to a member under subclause (1) for each day within the period of this determination that—*
- (a) *the member is travelling—*
 - (i) *on the local authority's business; and*
 - (ii) *by the quickest form of transport reasonable in the circumstances; and*
 - (b) *the travel time of the member exceeds 1 hour.*
- (3) *The allowance is payable, in relation to each day for which the member qualifies under subclause (2),—*
- (a) *at no more than \$15 per hour; but*
 - (b) *only in respect of the travel for that day that exceeds 1 hour.*
- (4) *In this clause, on the local authority's business includes—*
- (a) *on the business of any community board of the local authority; and*
 - (b) *travel to and from a member's residence to an office of the local authority or a community board.*

This change recognises submissions made to the Authority that 2 hours as a threshold unreasonably penalised rural councillors and did not adequately reflect the distance that might be travelled by members to meetings.

Interpretation issues raised have been around:-

- 10(1) *A local authority may pay a member or a member of a community board a travel time allowance if the office of the member cannot be properly regarded as a full-time position.*

As you are aware members are self-employed, not employees, and the issue of hours of work is to a great extent driven by matters within the control of the council and the individual. Currently the Authority does not deem any councillor or local or community board positions as full-time. A number of mayoral positions are deemed to be full-time and if there are queries regarding whether your mayor/chair is deemed to be full-time these should be directed to this office. The expectation around hours of work may vary in the future and if this should occur it is likely that the Authority would explicitly identify this expectation to councils and communities.

Communications Allowance- Clause 11**11 Communications allowance**

- (1) *A local authority may pay a communications allowance to members and members of its community boards for expenses relating to 1 or more of the following:*
 - (a) *a mobile telephone;*
 - (b) *a computer or ancillary equipment;*
 - (c) *an Internet connection.*
- (2) *The maximum amount of the allowance is \$750 for each member for the period of this determination.*
- (3) *However, the allowance is not payable to a member to the extent that the local authority provides him or her with 1 or more of the following:*
 - (a) *the use of a mobile telephone;*
 - (b) *the use of a computer and ancillary equipment;*
 - (c) *an Internet connection.*

This clause was initially introduced to provide guidance to councils who wished to reduce administrative costs in reimbursing councillors who chose to utilise personal equipment in undertaking council business by paying an allowance, rather than reimbursing costs on an invoice basis.

The allowance is designed to cover the **additional** costs that councillors meet because of the duties they undertake as councillors. It is not designed to fully cover all costs members may meet.

The Authority and councils are confronted with an ever-changing suite of technology that can be used to maintain contact with council and constituents. Over the past decade usage of some technologies has become normalised (for example cell phone and broadband) whilst other technologies are no longer as prevalent (for example fax machines and land lines). The basis for the allowance needs to be adjusted accordingly.

Currently an increasing number of councils are considering, or have introduced, use of iPads or tablets for council papers and meetings. We are now receiving enquiries on the effect of that provision on the communication allowance.

The Authority believes that the suite of technologies available and required for council work, and the current cost of purchasing such services or equipment, requires careful assessment when determining the extent of any allowance that is made to councillors.

Generally, the Authority believes that at least 50% of the cost of the access to broadband and mobile networks is a normal cost against the councillor's personal income and the allowance should reimburse no more than the balance of those costs.

A question to be considered in providing, for example, an iPad or tablet to a member is whether other equipment or services are still needed by the member for council related

business. If all council business is conducted through the new technology the council should no longer be providing or subsidising a personal computer.

It is the whole suite of services, reimbursements and costs that should be considered in relation to the allowance, together with any personal benefit the member gains by the provision of the equipment.

Since the cost of equipment provided and services accessed varies widely there is not one answer the Authority can provide. If you wish to verify the communication calculation with the Authority, this can be done as part of the approval process for your expenses policy.



Angela Foulkes
Deputy Chair

Appendix 1

A councillor lives 7 kilometres from the local council office in his/her ward, and 20 kilometres away from the main council office.

For the purposes of this calculation the distance to the nearest council office is 7 kilometres and the round trip 14 kilometres, the threshold travel distance is the shorter of 2×7 kilometres and 30 kilometres.

If the councillor attends meetings during the day that involve 58 kilometres of travel the reimbursable distance is 44 kilometres.

If a councillor only travels to the office no reimbursement is payable.

If there had not been a local office, the threshold of 30 kilometres would apply, and the councillor would be reimbursed 10 kilometres for a round trip to the council office and 28 kilometres if meetings during the day require 58 kilometres of travel.

8.5 TREASURY MANAGEMENT

Information Only - No Decision Required

Item 8.5

Report To: Corporate Services Committee
Meeting Date: 8 November 2012
Report Author: Murray Staite, Corporate Services Manager
Report Number: RFN12-11-03
File Reference: B059

1 Summary

- 1.1 This report updates Committee members on compliance with Council's Treasury Management policy. It is pleasing to note that as of October 2012 Council is in full compliance with the entire treasury management policy

2 Draft Resolution

That the Corporate Services Committee receives the Treasury Management Report RFN12-11-03.

3 Treasury: September 2012**3.1 Debt Levels**

Council's debt at 30 June 2012 stands at \$156.7 million, with an average interest rate of 5.26%. (June 2012 5.19%). Council's debt includes debt that relates to its share of the Nelson Regional Sewerage Business Unit.

It is expected that during this financial year total council debt will be managed within budget

3.2 New Swap Transactions

The Corporate Services Manager has delegated authority to enter into interest rate swaps on behalf of Council on the proviso that it is reported back to this Committee.

No new swaps have been entered into since the last report.

3.3 Treasury Limits

The following are details of Council's compliance with Treasury limits.

Fixed Rate Maturity Profile Limit

| | Minimum | Maximum | Actual: September 2012 | Limit Met |
|--------------|---------|---------|------------------------------|-----------|
| 1 – 3 years | 20% | 60% | 24% | ✓ |
| 3 – 5 years | 20% | 60% | 44% | ✓ |
| 5 – 10 years | 10% | 60% | 32% | ✓ |

3.4 Fixed/Floating Profile

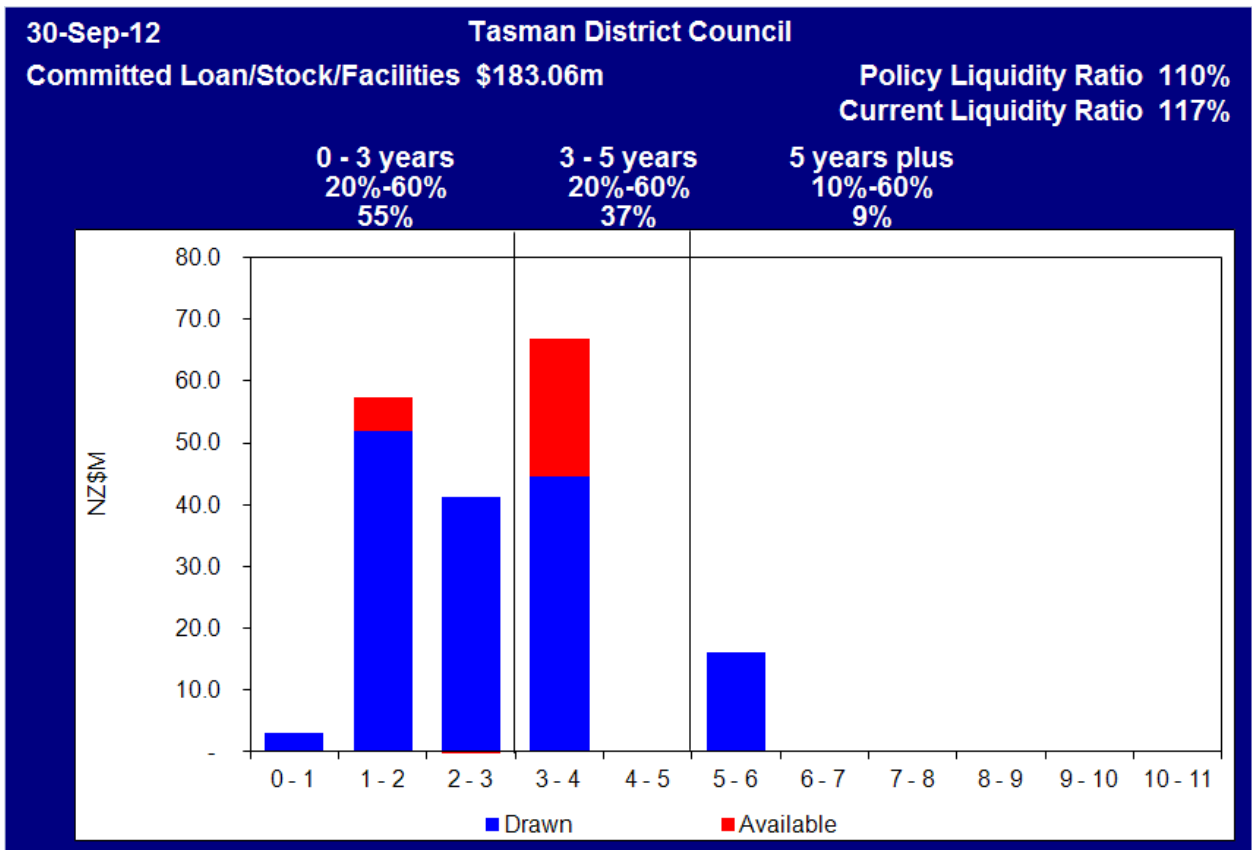
(A maturity greater than 1 year is defined as fixed)

| Minimum | Maximum | Fixed Actual: September 2012 | Limit Met |
|---------|---------|------------------------------|-----------|
| 55% | 95% | 73% | ✓ |

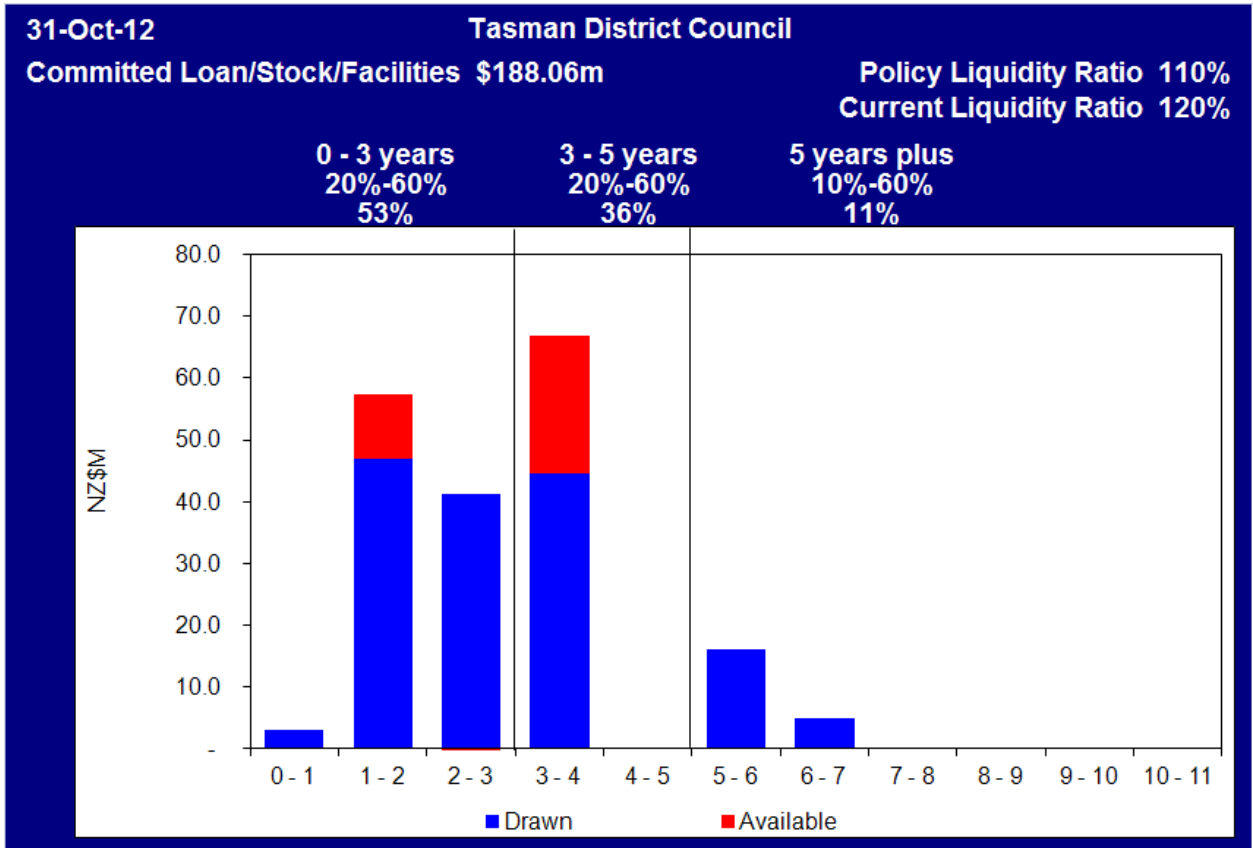
3.5 Facility Maturity Limit

To minimise the risks of large concentrations of debt maturing or being reissued in periods where credit margins are high for reasons within or beyond Council’s control, delegated debt maturities are generally spread widely over a band of maturities.

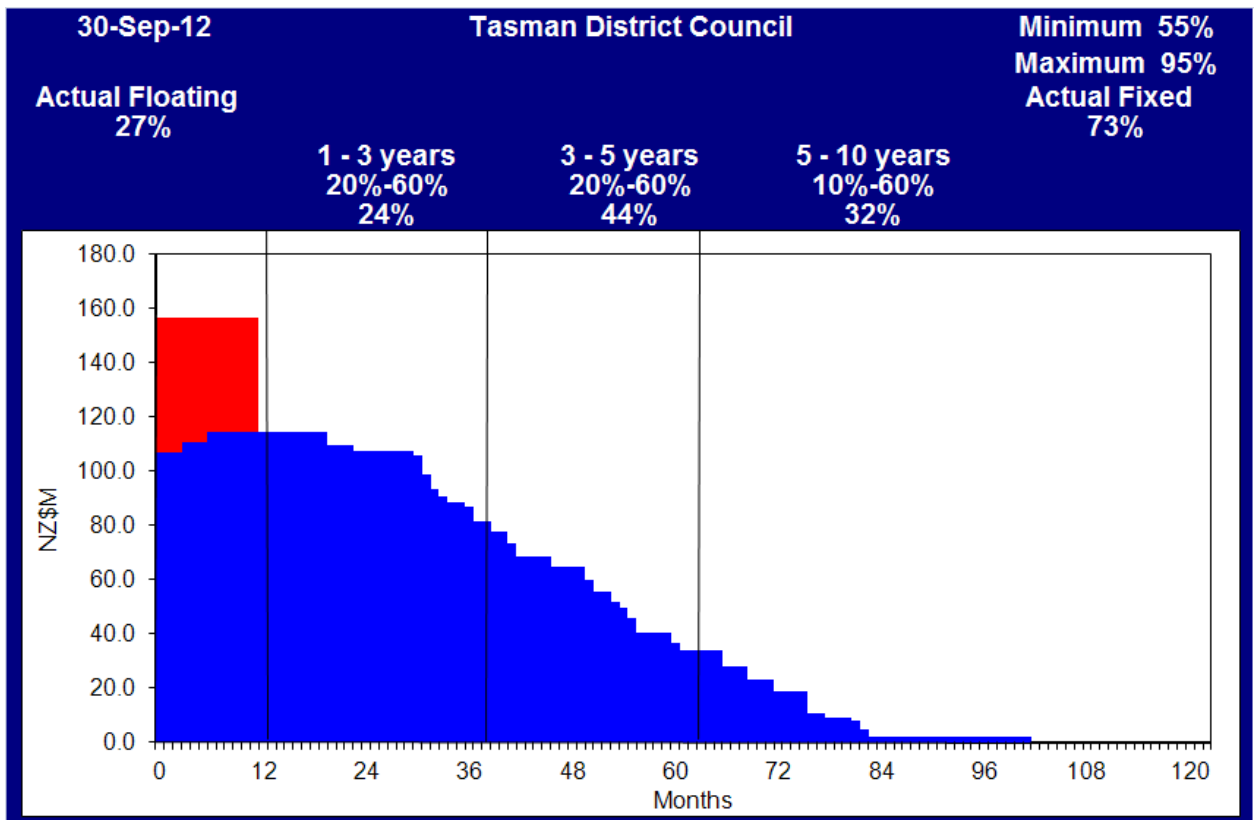
It is important to note the current liquidity ratio exceeds the policy limit. Staff continue to work on reducing bank facilities to ensure that the cost of maintaining facilities is reduced.



For your interest I have enclosed the committed loan/facilities graph for October where you will see that as a result of the most recent borrowing from the Local Government Funding Agency Council is now fully compliant with all its treasury limits.



3.6 Debt Levels



| Treasury Limits | Actual September 2012 | Within Limits |
|--|-----------------------------|------------------|
| Net Debt not to exceed 20% of equity | 12.73% | ✓ |
| Net external debt not to exceed 225% of total operating revenues | 152.2% | ✓ |
| Net interest as a % of total revenues to be less than 20% | 8.34% | ✓ |
| Net interest as a % of total annual rates to be less than 25% | 13.4% | ✓ |
| Liquidity over the next 12 months to be at least 110% | 117.0% | ✓ |

4 Investments

- 1.1 Council investments which include disaster funds, self insurance funds and general investments total \$5.635 million dollars with an average interest rate of 4.35% (July 2012 3.95%).
- 1.2 The individual cash balances are as follows
- | | |
|-----------------------------|------------------|
| 1.2.1 Rivers Disaster Fund | \$546,650 |
| 1.2.2 General Disaster Fund | \$2,377,917 |
| 1.2.3 Self Insurance Fund | \$911,930 |
| 1.2.4 Port Dividend Fund | \$1,599,079 |
| 1.2.5 Pinegrove Trust | <u>\$199,297</u> |
| | \$5,634,873 |
- 1.3 The general disaster fund will be the subject of a draw down once the December 2011 flood event has been reconciled.

5 Appendices

Nil

8.6 SEPTEMBER 2012 FINANCIALS

Information Only - No Decision Required

Report To: Corporate Services Committee
Meeting Date: 8 November 2012
Report Author: Russell Holden, Finance Manager
Report Number: RFN12-11-04
File Reference: A501

Item 8.6

1 Summary

1.1 This report contains interim September 2012 financial information for the Corporate Services Committee. The position is interim as a number of transactions were still being processed at the time of completion. The reported surplus is less than budgeted, however there are a mixture of positive and negative variances to budget. Notably vested assets continues the trend of the 2011/12 financial year, and is well down on budget. It is also pleasing to note the improved Working Capital position to budget.

2 Draft Resolution

That the Corporate Services Committee receives the Interim September 2012 Financials RFN12-11-04.

3 Summarised Income Expenditure Statement and Financial Position

| | Actual: Sept 2012 (\$000's) (Interim) | Budget: June 2013 (\$000's) |
|-----------------------------|--|--|
| Operating revenue | 24,216 | 101,409 |
| Operating expenses | 23,874 | 96,009 |
| Operating surplus (Deficit) | 342 | 5,400 |
| | Actual: Sept 2012 (\$000's) | Budget: June 2013 (\$000's) |
| Current assets | 27,670 | 16,034 |
| Current liabilities | 27,910 | 23,476 |
| Working capital | (240) | (7,442) |
| Non current assets | 1,177,612 | 1,313,948 |
| Non current liabilities | 156,556 | 150,524 |
| Total net assets | 1,131,142 | 1,155,982 |

Financial Comment September 2012 (Interim)

The position detailed in this report is an interim result for September 2012, as at the time of writing not all expenditure for the month had been processed. At the highest consolidated level for the September interim position income is at 24% of budget, and expenditure at 25%, resulting in a net position of 6%. At the first quarter position the results reflect some of the vagaries of Council in that it is a collection of a large number of smaller business units with varying modes and timings of operations.

These comments should be read in conjunction with the Departmental Summary positions on the following pages:

- Vested Assets – only \$12,000 has been received against a year to date of \$846,00
- Forestry operations have skewed the Council Enterprises summary, as early harvesting has taken place in Rabbit Island, resulting in both higher income and expenditure than currently budgeted.
- Cobb Valley Road contributions from Department of Conservation and Transpower, along with the Tasman Loop Cycleway grant have provided a positive variance to budget for Engineering Fees and Recoveries.
- The September Transfund claim has been estimated and will be finalised once all costs are processed, and is expected to increase from the initial position reported here.
- The timing of some income activities report a negative variance to budget, however this position will be corrected over the following months.
- Legal fee charges are higher than budget and are being reviewed.
- SPARC subsidies have been received ahead of budget

| Environment & Planning | | Sep-12 | | |
|------------------------------------|------------------|-------------------|--------------------|--|
| Profit & Loss Statement | | | | |
| | Actual | Budget | % of budget | |
| Revenue/ Sales | | | | |
| Fees & Recoveries | 1,321,336 | 5,278,736 | 25% | |
| General rates | 1,921,219 | 7,684,875 | 25% | |
| Sundry Income | 96,548 | 386,193 | 25% | |
| Targeted rates | 83,296 | 332,897 | 25% | |
| Total Revenue | 3,423,110 | 13,682,701 | 25% | |
| Expenses | | | | |
| Wage & Staff costs | 1,986,043 | 8,331,396 | 24% | |
| Operating costs | 1,085,657 | 5,000,174 | 22% | |
| Interest expense | 30,339 | 111,072 | 27% | |
| Depreciation | 61,427 | 245,709 | 25% | |
| Total Expenses | 3,163,466 | 13,688,351 | 23% | |
| (Surplus)/Deficit | (259,644) | 5,650 | -4595% | |
| Balance Sheet | | | | |
| Fixed Assets purchased | 9,740 | 193,068 | 5% | |
| Loans Raised | 0 | (83,040) | 0% | |
| Loan Principal paid | 34,650 | 140,677 | 25% | |
| Total | 44,390 | 250,705 | 18% | |

| Engineering | | Sep-12 | | |
|------------------------------------|-------------------|-------------------|--------------------|--|
| Profit & Loss Statement | | | | |
| | Actual | Budget | % of budget | |
| Revenue/ Sales | | | | |
| Fees & Recoveries | 2,943,426 | 9,179,669 | 32% | |
| General rates | 2,511,796 | 10,067,305 | 25% | |
| Transfund | 1,106,841 | 7,482,060 | 15% | |
| Sundry Income | 448,552 | 1,794,207 | 25% | |
| Targeted rates | 6,033,493 | 24,202,689 | 25% | |
| Total Revenue | 13,049,501 | 52,781,492 | 25% | |
| Expenses | | | | |
| Wage & Staff costs | 698,696 | 2,852,126 | 24% | |
| Operating costs | 7,433,287 | 29,682,332 | 25% | |
| Interest expense | 1,589,231 | 5,915,827 | 27% | |
| Depreciation | 3,842,543 | 15,370,171 | 25% | |
| Total Expenses | 13,563,757 | 53,820,456 | 25% | |
| (Surplus)/Deficit | 514,256 | 1,038,964 | 49% | |
| Balance Sheet | | | | |
| Fixed Assets purchased | 3,488,468 | 20,808,381 | 17% | |
| Loans Raised | (962,880) | (12,355,180) | 8% | |
| Loan Principal paid | 1,647,052 | 7,012,025 | 23% | |
| Total | 4,172,640 | 15,465,226 | 27% | |

| Community Services | | Sep-12 | | |
|------------------------------------|------------------|-------------------|--------------------|--|
| Profit & Loss Statement | | | | |
| | Actual | Budget | % of budget | |
| Revenue/ Sales | | | | |
| Fees & Recoveries | 619,949 | 3,295,017 | 19% | |
| General rates | 2,209,617 | 8,838,470 | 25% | |
| Sundry Income | 108,600 | 426,399 | 25% | |
| Targeted rates | 910,240 | 3,617,857 | 25% | |
| Total Revenue | 3,849,057 | 16,235,695 | 24% | |
| Expenses | | | | |
| Wage & Staff costs | 670,899 | 3,056,217 | 22% | |
| Operating costs | 2,625,915 | 11,335,604 | 23% | |
| Interest expense | 383,906 | 1,527,936 | 25% | |
| Depreciation | 678,374 | 2,740,158 | 25% | |
| Total Expenses | 4,359,094 | 18,659,915 | 23% | |
| (Surplus)/Deficit | 510,037 | 2,424,220 | 21% | |
| Balance Sheet | | | | |
| Fixed Assets purchased | 403,409 | 1,403,382 | 29% | |
| Loans Raised | 0 | (1,792,600) | 0% | |
| Loan Principal paid | 320,217 | 1,103,413 | 29% | |
| Total | 723,626 | 714,195 | 101% | |

| Governance | | Sep-12 | | |
|------------------------------------|------------------|------------------|--------------------|--|
| Profit & Loss Statement | | | | |
| | Actual | Budget | % of budget | |
| Revenue/ Sales | | | | |
| Fees & Recoveries | 16,067 | 61,961 | 26% | |
| General rates | 890,972 | 3,563,886 | 25% | |
| Sundry Income | 37,869 | 151,475 | 25% | |
| Targeted Rates | 152,437 | 682,264 | 22% | |
| Total Revenue | 1,097,345 | 4,459,586 | 25% | |
| Expenses | | | | |
| Wage & Staff costs | 205,164 | 906,340 | 23% | |
| Operating costs | 522,530 | 2,671,221 | 20% | |
| Depreciation | 13,794 | 55,177 | 25% | |
| Total Expenses | 741,488 | 3,752,738 | 20% | |
| (Surplus)/Deficit | (355,857) | (706,848) | 50% | |
| Balance Sheet | | | | |
| Fixed Assets purchased | 1,913 | 2,076 | 92% | |
| Loans Raised | 0 | 0 | 0% | |
| Loan Principal paid | 0 | 0 | 0% | |
| Total | 1,913 | 2,076 | 92% | |

Council Enterprises **Sep-12**
Profit & Loss Statement

| | Actual | Budget | % of budget |
|-----------------------|------------------|------------------|-------------|
| Revenue/ Sales | | | |
| Fees & Recoveries | 1,173,853 | 2,813,806 | 42% |
| General rates | 107,546 | 430,183 | 25% |
| Sundry Income | 15,006 | 60,023 | 25% |
| Total Revenue | 1,296,405 | 3,304,012 | 39% |

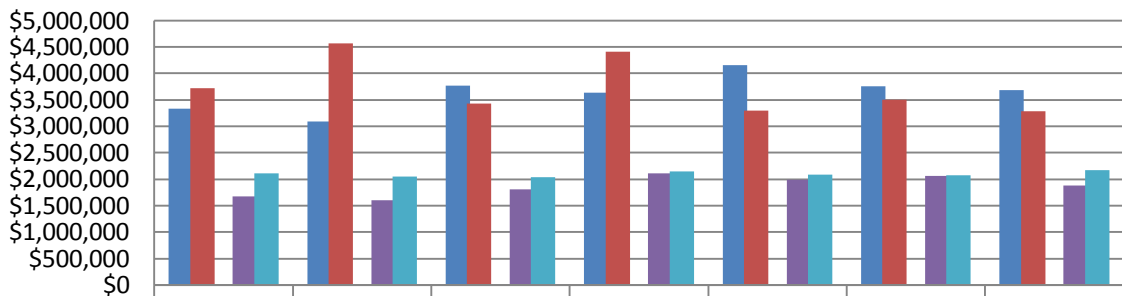
| | | | |
|-----------------------|------------------|------------------|------------|
| Expenses | | | |
| Wage & Staff costs | 85,297 | 375,440 | 23% |
| Operating costs | 854,345 | 2,388,871 | 36% |
| Interest expense | 92,873 | 287,908 | 32% |
| Depreciation | 29,814 | 119,257 | 25% |
| Total Expenses | 1,062,329 | 3,171,476 | 33% |

| | | | |
|--------------------------|------------------|------------------|-------------|
| (Surplus)/Deficit | (234,076) | (132,536) | 177% |
|--------------------------|------------------|------------------|-------------|

| Balance Sheet | | | |
|------------------------|----------------|----------------|-------------|
| Fixed Assets purchased | 521,772 | 220,056 | 237% |
| Loans Raised | (156,083) | (155,700) | 100% |
| Loan Principal paid | 26,122 | 261,569 | 10% |
| Total | 391,811 | 325,925 | 120% |

4 Debtors

Debtors Total ledger & 3 Months Overdue



| | | | | | | | |
|---------------------|-------------|-------------|-------------|-------------|-------------|-------------|-------------|
| TOTALS 2011 | \$3,334,545 | \$3,091,627 | \$3,772,173 | \$3,635,238 | \$4,153,833 | \$3,761,135 | \$3,682,293 |
| TOTALS 2012 | \$3,725,185 | \$4,571,987 | \$3,428,590 | \$4,411,900 | \$3,298,294 | \$3,497,319 | \$3,285,580 |
| 3 MONTH 2011 | \$1,677,571 | \$1,597,381 | \$1,806,088 | \$2,106,088 | \$1,987,556 | \$2,066,220 | \$1,883,790 |
| 3 MONTH 2012 | \$2,113,365 | \$2,056,475 | \$2,035,688 | \$2,142,454 | \$2,085,965 | \$2,070,158 | \$2,174,127 |

Total Debtors are lower than this time in the 2011/2012 year.

Item 8.6

The increase in the three months and over position between 2011 and 2012 is mainly due to the larger amount of Development Contributions, as well as funds in lieu of carparks, large building consents, and homeowners share of riverworks reparation as part of the 2010 rain event. Some of this was paid during October 2012.

| |
|---------------------|
| 5 Appendices |
|---------------------|

Nil

8.7 COMMERCIAL REPORT

Information Only - No Decision Required

Report To: Corporate Services Committee
Meeting Date: 8 November 2012
Report Author: Russell Holden, Finance Manager
Report Number: RFN12-11-01
File Reference:

Item 8.7

1 Summary

1.1 This report covers:

- Motueka Aerodrome
- Port Tarkohe
- Forestry

2 Draft Resolution

That the Corporate Services Committee receives the Commercial Report RFN12-11-01.

3 Motueka Aerodrome

3.1 The financial accounts for the Motueka Aerodrome to 30 September 2012 are attached to this report. At the first quarter point of the year income is slightly ahead of budget, whilst expenditure has a negative variance to budget. This position is largely the result of paying the full rates for the year in the first instalment, so is largely a timing variance for the year to date. The operation is trading at a deficit of just over \$3,000, however the account does contain a contribution towards general rates of just under \$3,000.

4 Port Tarkohe

- 4.1 The financial reports to 30 September 2012 are attached to this report. At the high level income is at 76% of budget for the first quarter, primarily the result of only 42% of the wharf income budget being received, however mussel line charges information has just been received and is not yet reflected in this report. This total of around \$18,000, would bring total income to around 89% of the budgeted year-to-date position. Expenditure is down minimally at 93% of the budgeted year-to-date position. The net result is a higher than budgeted deficit for the year to date.
- 4.2 The total capital works spend is currently only at 2% of the budgeted \$311,400.
- 4.3 The debtors total of \$201,400 includes those annual charges already invoiced, and is largely offset by the berthage in advance amount of \$143,837. This income is then accrued each month into the Profit and Loss Statement.

| | |
|----------|-----------------|
| 5 | Forestry |
|----------|-----------------|

- 5.1 The forestry accounts to 30 September 2012 are attached to this report.
- 5.2 The Quarterly Forestry Report and Quarterly Harvesting Report are also attached to this report.
- 5.3 The Forest Managers are required to report on a three monthly basis and will be present at the meeting to answer any questions.

Forest Operations

- 5.4 With 25% of the year gone, approximately 18% of the total annual budget has been spent. All areas planned for replanting have been completed and the spring rains have helped early growth.
- 5.5 Forest security at Rabbit Island remains a concern, especially going into the summer months. The Moturoa cycleway has nearly been completed and is proving popular. Some sections will require surfacing following recent harvesting.
- 5.6 Steps have been taken to improve health and safety compliance and signage at Rabbit Island.
- 5.7 Increasing activity among mountain bikers building illegal and unsafe jumps in Kingsland Forest is becoming a real concern.

Harvesting

- 5.8 Income is ahead of budget and the full year budget income should be realised.
- 5.9 Markets have been reasonably firm and export is holding up well. Access to local mills is becoming more competitive and Forest Stewardship Council certification is becoming more critical.
- 5.10 Production thinning of trees along Ken Beck Drive at Rabbit Island should improve the aesthetics of the main access way to the beach as well as allow the ornamentals more light.
- 5.11 The community firewood scheme ran well over the autumn months with plenty of public demand.

| | |
|----------|-------------------|
| 6 | Appendices |
|----------|-------------------|

| | | |
|----|----------------------------------|----|
| 1. | Motueka Airport Financial Report | 41 |
| 2. | Port Tarohe Financial Report | 43 |
| 3. | Forestry Financial Report | 45 |
| 4. | Forestry Quarterly Report | 47 |
| 5. | Harvesting Quarterly Report | 49 |

**Motueka Aerodrome
For the Period Ended 30 September 2012**

Profit & Loss Statement

| June 12 Actual | | This Quarter Sept 12 | | YTD 12/13 | | | Full Year Budget | |
|-------------------|--------------------------------|----------------------|----------------|----------------|----------------|-------------|------------------|-------------|
| | | Actual | Budget | Actual | Budget | % of Budget | Budget | % of Budget |
| | Income | | | | | | | |
| 15,570 | Landing Fees | 3,523 | 3,874 | 3,523 | 3,874 | 91% | 15,405 | 23% |
| 61,407 | Rentals | 20,869 | 17,045 | 20,869 | 17,045 | 122% | 68,178 | 31% |
| 8,571 | Other Income | 1,379 | 2,040 | 1,379 | 2,040 | 68% | 8,161 | 17% |
| 13,713 | General Rates | - | - | - | - | - | - | - |
| - | Sundry Income | 920 | 920 | 920 | 920 | 100% | 3,681 | 25% |
| 99,261 | Total Income | 26,691 | 23,879 | 26,691 | 23,879 | 112% | 95,515 | 28% |
| | Expenses | | | | | | | |
| 22,241 | Professional & Management Fees | 325 | 2,466 | 325 | 2,466 | 13% | 9,862 | 3% |
| 39,220 | Motueka Aerodrome Maintenance | 5,662 | 9,181 | 5,662 | 9,181 | 62% | 36,724 | 15% |
| 7,674 | General Operating Expenses | 8,862 | 2,734 | 8,862 | 2,734 | 324% | 10,935 | 81% |
| 11,002 | Council Management Costs | 2,489 | 2,549 | 2,489 | 2,549 | 98% | 10,195 | 24% |
| 3,753 | Insurance | 872 | 1,163 | 872 | 1,163 | 75% | 4,652 | 19% |
| 5,422 | Council Overheads | 2,695 | 2,430 | 2,695 | 2,430 | 111% | 9,720 | 28% |
| 880 | Loan Interest | 227 | 192 | 227 | 192 | 118% | 767 | 30% |
| - | Contribution to General Rates | 2,857 | 2,857 | 2,857 | 2,857 | 100% | 11,426 | 25% |
| 29,961 | Depreciation | 5,808 | 5,808 | 5,808 | 5,808 | 100% | 23,231 | 25% |
| 120,153 | Total Expenses | 29,797 | 29,378 | 29,797 | 29,378 | 101% | 117,512 | 25% |
| (20,892) | Surplus/(Deficit) | (3,106) | (5,499) | (3,106) | (5,499) | 56% | (21,997) | 14% |

Balance Sheet

| June 12 Actual | | As at 30 September 2012 | | |
|-------------------|---------------------------------------|-------------------------|------------------|-------------|
| | | Actual | Budget | % of Budget |
| | Assets | | | |
| 7,366 | Debtors | 5,911 | 5,000 | 118% |
| 1,948,230 | Fixed Assets & Infrastructural Assets | 1,942,422 | 1,924,999 | 101% |
| 1,955,596 | Total Assets | 1,948,333 | 1,929,999 | 101% |
| | Liabilities | | | |
| 15,145 | Loans | 14,940 | 13,402 | 111% |
| 15,145 | Total Liabilities | 14,940 | 13,402 | 111% |
| 1,940,451 | Net Assets | 1,933,393 | 1,916,597 | 101% |
| | Equity | | | |
| 1,940,451 | Accumulated Equity & Reserves | 1,933,393 | 1,916,597 | 101% |
| 1,940,451 | Total Equity | 1,933,393 | 1,916,597 | 101% |

Comments:

Rentals income is up on the year to date budget due to the timing of the rates recharged to tenants

General operating expenses is up on the year to date budget due to the full years rates being paid for the year

Port Tarakohe
For the Period Ended 30 September 2012

Profit & Loss Statement

| June 12 Actual | | This Quarter Sept 2012 | | YTD 12/13 | | | Full Year Budget | |
|-------------------|----------------------------------|------------------------|-----------------|-----------------|-----------------|-------------|------------------|-------------|
| | | Actual | Budget | Actual | Budget | % of Budget | Budget | % of Budget |
| | Income | | | | | | | |
| 198,812 | Marina Income | 41,914 | 48,035 | 41,914 | 48,035 | 87% | 192,138 | 22% |
| 89,421 | Wharf Income | 21,931 | 52,554 | 21,931 | 52,554 | 42% | 210,216 | 10% |
| 9,330 | Boat Ramp Fees | 5,382 | 6,456 | 5,382 | 6,456 | 83% | 25,825 | 21% |
| 11,183 | Boat Compound | 5,161 | 1,291 | 5,161 | 1,291 | 400% | 5,165 | 100% |
| | Sundry Income | 5,167 | 5,167 | 5,167 | 5,167 | 100% | 20,669 | 25% |
| 212,553 | General Rates | 27,504 | 27,505 | 27,504 | 27,505 | 100% | 110,018 | 25% |
| 521,299 | Total Income | 107,059 | 141,008 | 107,059 | 141,008 | 76% | 564,031 | 19% |
| | Expenses | | | | | | | |
| 209,265 | Harbour Expenses | 31,536 | 43,630 | 31,536 | 43,630 | 72% | 174,521 | 18% |
| 10,697 | Wharf Maintenance (Minor Works) | 3,311 | 1,989 | 3,311 | 1,989 | 167% | 7,954 | 42% |
| 12,901 | Marina Maintenance (Minor Works) | 367 | 2,118 | 367 | 2,118 | 17% | 8,471 | 4% |
| 6,027 | Council Management Costs | 2,041 | 2,066 | 2,041 | 2,066 | 99% | 8,263 | 25% |
| 5,009 | Insurance | 715 | 1,923 | 715 | 1,923 | 37% | 7,691 | 9% |
| - | Council Overheads | 16,875 | 16,429 | 16,875 | 16,429 | 103% | 65,714 | 26% |
| 168,530 | Loan Interest | 44,442 | 42,998 | 44,442 | 42,998 | 103% | 171,990 | 26% |
| 177,951 | Depreciation | 52,026 | 52,026 | 52,026 | 52,026 | 100% | 208,105 | 25% |
| 590,380 | Total Expenses | 151,313 | 163,177 | 151,313 | 163,177 | 93% | 652,709 | 23% |
| (69,081) | Surplus/(Deficit) | (44,254) | (22,170) | (44,254) | (22,170) | 200% | (88,678) | 50% |

Balance Sheet

| June 12 Actual | | As at 30 September 2012 | | |
|-------------------|---------------------------------------|-------------------------|-------------------|-------------|
| | | Actual | Budget | % of Budget |
| | Assets | | | |
| 56,951 | Debtors | 201,404 | 12,000 | 1678% |
| 11,008,122 | Fixed Assets & Infrastructural Assets | 10,960,947 | 11,111,417 | 99% |
| 11,065,073 | Total Assets | 11,162,351 | 11,123,417 | 100% |
| | Liabilities | | | |
| - | Berthage in advance | 143,837 | - | 0% |
| 2,972,484 | Loans | 2,943,418 | 3,081,916 | 96% |
| 2,972,484 | Total Liabilities | 3,087,255 | 3,081,916 | 100% |
| 8,092,589 | Net Assets | 8,075,096 | 8,041,501 | 100% |
| | Equity | | | |
| 8,092,589 | Accumulated Equity & Reserves | 8,075,096 | 8,041,501 | 100% |
| 8,092,589 | Total Equity | 8,075,096 | 8,041,501 | 100% |

| | | | |
|----------------------------------|---------------|---------------|----------|
| Note: | Actual | Budget | % |
| Asset Additions for year to date | 4,851 | 311,400 | 2% |

Comments:

Capital projects budgeted for the year include fendering and Walkway Improvements, wharf mounted crane, and weighbridge security and surveillance

Boat compound income includes the full annual charge.

Marina income is charged on an annual basis but is brought in account on a monthly basis

Marine farm charges for the year are still to be invoiced.

Forestry
For the Period Ended 30 September 2012

Profit & Loss Statement

| June 12 Actual | | This Quarter Sept 2012 | | YTD 12/13 | | | Full Year Budget | |
|-------------------|----------------------------------|------------------------|----------------|----------------|----------------|---------------|------------------|---------------|
| | | Actual | Budget | Actual | Budget | % of Budget | Budget | % of Budget |
| | Income | | | | | | | |
| 2,434,785 | Harvesting Income | 885,585 | 414,027 | 885,585 | 414,027 | 214% | 1,656,106 | 53% |
| 33,657 | Lease Income | 21,600 | 6,456 | 21,600 | 6,456 | 335% | 25,825 | 84% |
| | Sundry Income | 7,786 | 7,786 | 7,786 | 7,786 | 100% | 31,144 | 25% |
| 2,468,442 | Total Income | 914,971 | 428,269 | 914,971 | 428,269 | 214% | 1,713,075 | 53% |
| | Expenses | | | | | | | |
| 1,117,126 | Harvesting Costs | 309,469 | 171,065 | 309,469 | 171,065 | 198% | 684,260 | 50% |
| 453,953 | Forestry Management Costs | 134,577 | 169,236 | 134,577 | 169,236 | 80% | 676,943 | 20% |
| 75,716 | Forestry Estate Costs | 63,503 | 14,104 | 63,503 | 14,104 | 450% | 56,415 | 113% |
| 7,367 | Council Management Costs | 1,318 | 1,496 | 1,318 | 1,496 | 88% | 5,982 | 22% |
| 51,304 | Insurance | 11,292 | 12,775 | 11,292 | 12,775 | 88% | 51,100 | 22% |
| 97,811 | Council Overheads | 27,003 | 27,003 | 27,003 | 27,003 | 100% | 108,012 | 25% |
| 145,000 | Rabbit Island Domain Entitlement | 36,250 | 36,250 | 36,250 | 36,250 | 100% | 145,000 | 25% |
| 1,948,277 | Total Expenses | 613,412 | 431,928 | 613,412 | 431,928 | 142% | 1,727,712 | 36% |
| 520,165 | Surplus/ (Deficit) | 301,559 | (3,659) | 301,559 | (3,659) | -8241% | (14,637) | -2060% |

Balance Sheet

| June 12 Actual | | As at 30 September 2012 | | |
|-------------------|-------------------------------|-------------------------|-------------------|-------------|
| | | Actual | Budget | % of Budget |
| | Assets | | | |
| 928,507 | Closed Account Balance | 1,167,566 | 663,870 | 176% |
| 18,529,000 | Forestry Estate Value | 18,740,000 | 19,765,000 | 95% |
| 19,457,507 | Total Assets | 19,907,566 | 20,428,870 | 97% |
| | Equity | | | |
| 19,457,507 | Accumulated Equity & Reserves | 19,907,566 | 20,428,870 | 97% |
| 19,457,507 | Total Equity | 19,907,566 | 20,428,870 | 97% |

Comment

The forestry activity will also contribute \$250,000 to general rates for the year. As at 30 September 2012 a total of \$62,500 has been contributed to general rates.

Forestry estate costs include the full years rates plus ETS costs. ETS costs of \$16,688 relate to work undertaken on the measurement of Field Measurement Approach (FMA) plots. This data is required by the Ministry of Primary Industries in order to produce a participant-specific carbon lookup table for each forest for completion of the mandatory emissions return in 2013.

Lease income is up on the year to date budget as some telecommunication leases are charged on an annual basis.



FORESTRY QUARTERLY REPORT

1 July to 30 September 2012

This report covers forest management. A separate report covers logging operations.

| OPERATIONS | | | | OTHER |
|--------------------------------------|------------|-----------|-------------------|--|
| BORLASE | | | | |
| | <u>CPT</u> | <u>HA</u> | <u>CONTRACTOR</u> | |
| Planting | 1/18 | 7.5 | Mt Heslington | <ul style="list-style-type: none"> • Roadside pruning • Dothistroma control • Network Tasman – line setbacks • Various security checks |
| Releasing | 1/18 | 7.5 | Mt Heslington | |
| EVES VALLEY | | | | |
| Planting | 1/09 | 5.6 | Mt Heslington | <ul style="list-style-type: none"> • Spot releasing |
| Chemical releasing | 1/09 | 5.6 | Mt Heslington | |
| HOWARD VALLEY | | | | |
| | | | | <ul style="list-style-type: none"> • Dothistroma survey • Check PSP measurements |
| KINGSLAND | | | | |
| | | | | <ul style="list-style-type: none"> • Road maintenance • Clear culverts • Forest inspection |
| RABBIT ISLAND | | | | |
| 1 st Prune | 11/05 | 8.4 | Mt Heslington | <ul style="list-style-type: none"> • Health check on seedlings • QC plots • Arrange cycle track closures • Forest health checks for RNC • Various security issues • Grade roads & spread gravel • Mapping • Road maintenance |
| | 12/06 | 0.4 | Mt Heslington | |
| 2 nd Prune | 2/01 | 6.2 | Harding | |
| | 6/3 | 27.8 | Harding | |
| 1 st Waste thin-clearwood | 11/05 | 2.9 | Mt Heslington | |
| | 12/06 | 7.4 | Harding | |
| | 12/06 | 0.4 | Mt Heslington | |
| Chemical releasing | 4/08 | 30.7 | Harding | |
| | 2/09 | 2.2 | Harding | |
| Planting | 4/08 | 31.3 | Harding | |
| | 2/09 | 2.2 | Harding | |
| SHERRY RIVER | | | | |
| Planting | 6/03 | | Mt Heslington | <ul style="list-style-type: none"> • Dothistroma control |
| Chemical releasing | 6/03 | | Mt Heslington | |
| TUNNICLIFF | | | | |
| | | | | <ul style="list-style-type: none"> • Property maintenance • Erect horse rail • Security checks |

SUMMARIES:

Financial summaries are attached. All costs exclude GST.



TASMAN DISTRICT COUNCIL
FORESTRY QUARTERLY REPORT

Overall Forest Expenditure

Summary – 1 July 2012 to 30 September 2012

| Actual 2012/13 | Category | TOTAL Budget | Borlase Valley | Eves Valley | Howard Valley | Kingsland | Rabbit Island | Sherry River | Tunnickliff | % Budget |
|----------------|----------------------|----------------|------------------|-----------------|-----------------|-----------------|------------------|-----------------|-----------------|--------------|
| 6,880 | Roading | 57,500 | 13,500 | 1,000 | 13,500 | 15,500 | 6,000 | 5,000 | 3,000 | 12.0% |
| 0 | Land Preparation | 42,000 | 2,000 | 0 | 0 | 0 | 40,000 | 0 | 0 | 0.0% |
| 51,725 | Establishment | 131,500 | 22,090 | 7,500 | 0 | 7,800 | 68,250 | 25,800 | 0 | 39.3% |
| 33,239 | Tending | 249,008 | 7,780 | 1,000 | 16,000 | 5,828 | 216,300 | 1,500 | 600 | 13.3% |
| 4,975 | Protection | 78,550 | 19,750 | 800 | 20,000 | 9,500 | 14,400 | 8,100 | 6,000 | 6.3% |
| 2,754 | Property Maintenance | 9,000 | 1,500 | 500 | 1,000 | 1,000 | 3,000 | 1,000 | 1,000 | 30.0% |
| 19,237 | Admin/Management | 83,000 | 10,500 | 2,600 | 12,500 | 13,000 | 28,200 | 9,700 | 6,500 | 23.2% |
| 118,809 | TOTAL | 650,558 | 77,120 | 13,460 | 63,000 | 52,628 | 376,150 | 51,100 | 17,100 | 18.3% |
| | YTD | 118,809 | 17,165.74 | 6,535.18 | 3,869.64 | 2,564.03 | 82,967.65 | 3,877.17 | 1,829.97 | 18.3% |
| | % of Budget | | 22.3% | 48.6% | 6.1% | 4.9% | 22.1% | 7.6% | 10.7% | |

Other Mgt:

| | Actual | Budget | |
|-----------------------|---------------|---------------|------------|
| 7160 TDC Consulting | 8412 | 33,650 | 25% |
| 7175 TDC Bio-solids | 7356 | 23,000 | 32% |
| 10717 Misc Consulting | 0 | 5,000 | 0% |
| 12767 Chem.Purch | 0 | 1,000 | |
| | 15,768 | 62,650 | 25% |

| | | |
|------------------|----------------|----------------|
| Total All | 134,577 | 713,208 |
|------------------|----------------|----------------|

% Actual: 18.9%

% Year Gone: 25.0%

NR-most chemical purchases covered in forest budgets.



HARVESTING QUARTERLY REPORT

1 July - 30 September 2012

This report covers logging operations for the period 1 July to 30 September 2012. All production, and costs/revenues invoiced to the TDC during this period are included.

AREAS

| Forest | Cpt. | Harvesting Area (ha) | Tonnes | Crop Type | Comment |
|---------------|------|----------------------|--------|-----------|----------------------|
| Rabbit Island | 4/04 | 17.2 | 8347 | R4 | Completed 12 October |

PRODUCTION & QUALITY

Rabbit Island Cpt 4/04 pruned quality has been good with few incidences of resin pockets. A lack of demand from South Pine meant a significant volume of pruned logs was sold to Westco based in Greymouth. This incurred higher cartage costs but these were offset partly by higher log prices.

The harvesting crew produced ahead of target in August which meant that the block was finished earlier than planned. A small block of production thinning in Cpt 8/04 is planned for October and once that is completed there will be no further harvesting at Rabbit Island until 1 April 2013.

SAFETY & TRAINING

One incident was reported during this period. A logger's leg was bruised when a stem rolled against it after he had cut off the butt log.

ENVIRONMENTAL

No incidents.

OTHER OPERATIONS

Nil.

**COSTS & REVENUES***Rabbit Island*

| | Volume tonnes | Gross Revenue \$ | Logging Costs \$ | Cartage Costs \$ | Log Roads/ Skids Costs \$ | Harvest Management \$ | Other | Total Costs | NET REVENUE \$ |
|-------------------|------------------|------------------------|------------------------|------------------------|---------------------------------|-----------------------------|-------|----------------|----------------------|
| 1 st ¼ | 8346.49 | 885,585 | 181,119 | 90,185 | 25,744 | 42,421 | 0 | 339,469 | 546,116 |
| 2 nd ¼ | | | | | | | | | |
| 3 rd ¼ | | | | | | | | | |
| 4 th ¼ | | | | | | | | | |
| TOTAL | 8346.49 | 885,585 | 181,119 | 90,185 | 0 | 42,421 | | 339,469 | 546,116 |

Notes:

- Volumes are actuals produced in quarter. Costs and Revenues are actuals invoiced to TDC in that quarter.

LOG PRICES & SALES

Export log prices have stabilised and Chinese demand appears steady. Shipping costs remain low helping to offset the high value of the \$NZ. Domestic log prices have also stabilised as mill demand has increased in response to a pick up in building activity.

ANNUAL UPLIFT & REVENUE

Period: 1 July to 30 September 2012

| | ACTUAL YTD | ANNUAL BUDGET * | % ACTUAL VS ANNUAL BUDGET | TARGET |
|------------------|------------|-----------------|------------------------------|--------|
| Volume (t) | 8,346 | 19,233 | 43% | 25% |
| Net Revenue (\$) | 546,116 | 961,640 | 57% | 25% |

*As at 5 May 2012

REPORTS: Woodtrack Log Production report for this quarter is attached.

Tasman District Council

1000 HARK, FOREST OWNERS FUNDING - CUSTOMER BENEFITS BY GRADE

from 01/07/12 To 30/09/12

Tasman District Council

DC Rabbit Is. Harvest Cost Revenue

110127

| Customer | Destination | Species | Grade | Len | Loads | Tonnes | m3 | JAS |
|--------------------|-------------|---------|-------|-----|---------------------------|--------|----------|-----------|
| Nelson Forests Ltd | Port Nelson | PRAD | A | 3.6 | 26.0 | 588.50 | | 542,364 |
| | | PRAD | A | 3.8 | 19.0 | 439.58 | | 403,538 |
| | | PRAD | K | 3.6 | 22.0 | 450.28 | | 383,772 |
| | | PRAD | K | 3.8 | 11.0 | 224.04 | | 188,780 |
| | | PRAD | KI | 3.6 | 7.0 | 145.20 | | 125,513 |
| | | PRAD | KI | 3.8 | 21.0 | 349.31 | | 282,850 |
| | | | | | Nelson Forests Ltd Total: | 106.0 | 2,187.91 | 1,936,705 |

| Customer | Destination | Species | Grade | Len | Loads | Tonnes | m3 | JAS |
|----------------------------|-------------|---------|-------|-----|-----------------------------------|--------|----------|-----|
| Nelson Pine Industries Ltd | Richmond | PRAD | CH | RS | 21.0 | 588.50 | | |
| | | PRAD | LVL20 | 5.5 | 6.0 | 177.00 | | |
| | | PRAD | LVMIX | 5.5 | 17.0 | 460.62 | | |
| | | | | | Nelson Pine Industries Ltd Total: | 44.0 | 1,226.12 | |

| Customer | Destination | Species | Grade | Len | Loads | Tonnes | m3 | JAS |
|-------------------------|-------------|---------|-------|-----|--------------------------------|----------|----------|-----|
| South Pine (Nelson) Ltd | Stoke | PRAD | PSL | M | 11.0 | 280.30 | | |
| | | PRAD | PSL | S | 3.0 | 48.06 | | |
| | | PRAD | ROB | M | 89.0 | 2,233.62 | | |
| | | PRAD | ROB | S | 24.0 | 360.13 | | |
| | | | | | South Pine (Nelson) Ltd Total: | 127.0 | 2,950.11 | |

| Customer | Destination | Species | Grade | Len | Loads | Tonnes | m3 | JAS |
|------------------|-------------|---------|-------|-----|-------|--------|----|-----|
| Southwood NZ Ltd | Motuoka | PRAD | PSL | M | 2.0 | | | |

11/11/2012 10:00 AM

11/11/2012 10:00 AM

from 01/07/12 To 30/06/12

Tasman District Council

**2C Rabbit Is. Harvest Cost Revenue
110127**

| Customer | Destination | Species | Grade | Len | Loads | Tonnes | m3 | JAS |
|----------|-------------|---------|-------|-----|-------|--------|----|-----|
| | | PRAD | PSL | S | 7.0 | 207.28 | | |

Southwood NZ Ltd Total: 9.0 207.28

| Customer | Destination | Species | Grade | Len | Loads | Tonnes | m3 | JAS |
|------------------|-------------|---------|-------|-----|-------|----------|-----------|-----|
| Westco Lagan Ltd | Ruafapu | PRAD | PSL | M | 61.0 | 1,744.28 | 1,513.447 | |
| | | PRAD | PSL | S | 4.0 | 40.79 | 37.095 | |

Westco Lagan Ltd Total: 65.0 1,795.07 1,650.533

IDC Rabbit Is. Harvest Cost Revenue Total: 351.0 8,346.49 1,650.533 1,936,705

Tasman District Council Total: 351.0 8,346.49 1,650.533 1,936,705

Report Total: 351.0 8,346.49 1,650.533 1,936,705

** End Of Report **

8.8 INFORMATION SERVICES UPDATE

Information Only - No Decision Required

Item 8.8

Report To: Corporate Services Committee
Meeting Date: 8 November 2012
Report Author: Peter Darlington, Information Services Manager
Report Number: RFN12-11-08
File Reference: A501

1 Summary

- 1.1 This report is an update for the Corporate Services Committee on the latest activity and projects in the Information Services Section.

2 Draft Resolution

That the Corporate Services Committee receives the Information Services Update RFN12-11-08.

3 Broadband Update

- 3.1 The latest date for the Rural Broadband fibre connection into Takaka is mid-November 2012. From this date schools will be able to get connected via their Internet Service Provider (ISP) agreements. Businesses and home users within range of the Takaka Exchange will have to negotiate a move onto the fibre with their own ISPs. Snap, the Internet Provider for Tasman District Council has already placed a request for upgrading the Service Centre and Libraries at the earliest opportunity.

4 iPads Recommendation Report

- 4.1 The iPad Test Group continues to use the devices to access meeting documents and other Council information.
- 4.2 The Remuneration Authority has confirmed that provision of such devices will have an impact on Councillor remuneration for communications costs such as PC/broadband, fax and cellphone. In response the Corporate Services Manager is writing to the Remuneration Authority outlining the real cost benefits to the Council through the provision of iPads.
- 4.3 You will be advised once a response is received.

5 NCS New Developments

- 5.1 Attached to this report is an update on developments with the Council local government system from Napier Computer Systems (NCS) including a major upgrade and changes to budgeting and planning capabilities within the system.

6 Projects Update

- 6.1 IS staff connected up the new Richmond Office building to the network at the start of October and assisted with the move of Engineering, Community Services, Customer Services and Strategic Development during the weeks of 8 and 15 October. The move was completed with minimal disruption to services for the teams involved.
- 6.2 Golden Bay Service Centre Changes: The IS team are assisting with network, telephone and driver's licence requirements in the Golden Bay Service Centre as part of their shift into the back office.
- 6.3 Golden Bay Videoconferencing: while the equipment is now supplied, installation will depend on the outcome regarding the future of the Golden Bay Service Centre. Currently the meeting room is unavailable, however alternative locations are being considered.

7 Appendices

1. NCS Update Report for Corporate Services Committee 55

NCS Update Report for Corporate Services Committee

Date: 29 October 2012

Introduction and Overview

To update the Corporate Services Committee on the current state of the Napier Computer Systems Local Government System (NCS) including new developments and functionality that will benefit Council, especially during future planning and Long Term Plan updates.

What is NCS

NCS is a suite of computer applications that cover many of the broad functions of Council such as

- Council finances
- Rating
- Building Consents
- Resource Consents
- Licensing
- Dogs

It is the key system that allows Council to fulfil our main functions and services. NCS is the most common local government system for small to medium size councils. NCS is a family owned business although they have expanded with a third party business partner in 2011. Council implemented NCS in 1992 and has worked with the company to ensure its systems have matured and developed to meet our needs up to 2012.

Pros of the NCS System up to 2012

1. It is a New Zealand system with excellent access to senior executives and ability to influence how the system develops.
2. It is closely aligned with New Zealand local government requirements. Changes to central and local government legislation are usually enacted quickly and without problems or for a high cost.
3. It is fully Web enabled meaning it is
 - a. simpler and easier to support
 - b. has no major or expensive hardware requirements
 - c. usable on a wide range of technology
 - d. easy to deploy online services to customers
4. It performs Council's core business functions, such as Rating, very well.

Cons of NCS System up to 2012

1. Investment into system research and development has been static in recent times.
2. It has been limited in its core application suite while other local government systems have provided more functionality and integration with applications such as GIS and document management.
3. It has had limited integration with applications for reporting, modelling and providing visual performance dashboards.
4. It has struggled to keep pace with new developments in Information Technology.
5. The user base has been static or shrinking in recent times.

Recent Changes to the Company

After several years of static growth, The owners of NCS reorganised the company with a new Director and CEO, Colin Peacock in 2011. Colin has updated NCS from the ground up, reorganising the structure of the company and branding of the system and forming a series of

strategic partnerships with creators of third party applications integrated into the system to allow NCS to provide a one stop shop local government information portal.

Magiq Enterprise Version 3

The core of the newly updated system is called Magiq Enterprise 3 and this runs the main applications such as finance, rates and consents. This new version was launched in September 2012 and is available for councils to upgrade.



Key aspects of the new system include

- Portal functionality, allowing users to personalise their own screen view and applications depending on requirements.
- Live updating of data making it easier to show changes in addresses, finance data and other information immediately.
- Embedded applications for rich reporting and dashboarding.
- Self service and online application capability.
- Deeply embedded and supported partner applications for asset management, document management, budgeting and reporting.

Magiq BR Budgeting and Reporting

Magiq BR is an enterprise budgeting, reporting and strategic planning tool that integrates with NCS modules such as Finance, Rates and Property. The key benefits of MagiqBR are

1. Improved information visibility and quality via a common, simple interface.
2. Improved budget input and management process.
3. Dashboard views of financial, planning and other information using graphs, charts and easy to use graphical formats.
4. A single data source giving 'One Version of the Truth' for all users.
5. A framework that supports user processes and improved decision making.
6. Visual indicators to assist management at a glance.
7. Corporate license to minimise maintenance and maximise return.



For Finance users

- Provides improved and integrated budgeting functionality.
- Automates and streamlines the current spread sheeting system to save significant time allowing proactive and positive planning.
- Provides easy access to financial information for analysis and reporting.

For general users

- One easy to use graphical interface.
- Provides visual alerts to keep the user updated in real time.
- Low skill level required for input and reporting.
- Customisable 'look and feel' to suit user requirement.

For Strategy and Planning

There is another module available in the Magiq BR suite called MagiqLTP and this allows draft Long Term Plans to be collated within the application to provide an electronic draft view using actual figures, charts and graphs to assist with the planning process.

Tasman District Council Approach

Magiq Enterprise 3 will be installed in test mode at Tasman District Council in December 2012. Testing will take place through to March 2013 when the new system will move into the live environment.

With regard to MagiqBR, as Council is at Year One of a new Long Term Plan (LTP) it is a good time implement this into the test system with a view to full implementation by the time work begins on the 2015 LTP. This would mean testing the MagiqBR functionality alongside the normal financial budgeting and modelling processes as part of Annual Plan 2013-2014. If expected improvements are seen, MagiqBR would be used to create the Annual Plan 2014-2015 and if no issues arise, Council would be in a good position to use it to create the 2015 LTP.

If significant problems arise as part of the test and implementation programme Council has the option of dropping MagiqBR as part of our suite of NCS applications as the programme is leased rather than owned by Council.

Council's current investment in NCS and the moderate cost of implementing MagiqBR make this a low risk solution, especially in comparison to both changing our local government system and implementing a new financial planning system.

Item 8.8

Peter Darlington
Information Services Manager

Attachment 1

8.9 ACTION SHEET - 27 SEPTEMBER 2012

Information Only - No Decision Required

Report To: Corporate Services Committee
Meeting Date: 8 November 2012
Report Author: Valerie Gribble, Executive Assistant
Report Number: RFN12-11-06
File Reference:

Item 8.9

1 Summary

- 1.1 The Action Items are attached from the 27 September 2012 Corporate Services Committee meeting.

2 Draft Resolution

That the Corporate Services Committee receives the Action Sheet - 27 September 2012 RFN12-11-06.

3 Appendices

1. Action Sheet from 27 September 2012

61

Corporate Services Committee Action List

| Resolution Number | Item | Minute / Action | Accountable Officer | Status |
|--|---|---|--|---|
| Meeting Date: 27 June 2012 | | | | |
| FN12-06-09 | Ipads for Councillors | Crs King, Edgar, Ensor trialling | P Darlington, Information Services Manager | Trial is progressing well. will advise Council further once information has been received from the Remuneration Authority |
| Meeting Date: 16 August 2012 | | | | |
| FN12-08-04 | Financial reporting standards | Consultation occur with NCC, MDC, Port Nelson Ltd and Nelson Airport Ltd | B Grammer, Financial Accountant | Consultation is underway. It will be completed in time for the implementation of the new standards |
| Item 7.7.2 | Manager Property Services | Staff to investigate the source of the water used for emergency firefighting | J Frater, Manager Property Services | underway |
| FN12-08- | Motueka Harbour Endowment Fund | Corporate Services staff to initiate investigations on funding sources for the Port Motueka - Jackett Island Erosion Project and report back to Corporate Services Committee. | M Stait, Corporate Services Manager | This item is reported on in the Confidential section of the agenda. |
| Meeting Date: 27 September 2012 | | | | |
| | Commercial Subcommittee | Separate out Council management, insurance and overhead costs | B Grammer, Financial Accountant | Completed and included within the agenda for 8 November meeting. |
| | Council investments in treasury management policy | Separate out the individual balances that make up Council's investments and report every six weeks | M Stait, Corporate Services Manager | Now included in the six-weekly Treasury report. |

8.10 ACCOUNTS FOR PAYMENT - SEPTEMBER 2012

Decision Required

Report To: Corporate Services Committee
Meeting Date: 8 November 2012
Report Author: Murray Staite, Corporate Services Manager
Report Number: RFN12-11-05
File Reference:

Item 8.10

1 Summary

1.1 Attached to this report are the payments made during the month of September 2012.

2 Draft Resolution

That the Corporate Services Committee approves the Accounts for Payment - September 2012 - RFN12-11-05.

3 Accounts for Payment for September 2012

3.1 Attached are the accounts for payment for September 2012.

3.2 If any member has any questions on these accounts, please contact me prior to the meeting to enable collation of the necessary information.

4 Significance

4.1 This matter is of relatively low significance in terms of Council's Policy on Significance.

5 Appendices

1. September 2012 Accounts

65

| Schedule Of Expenditure | | September12 | Period Ending 30 SEP 12 | Run Time | 2/10/12 | 1 |
|-------------------------|----------|-------------------------------------|--------------------------------|-----------|------------|---|
| NO | Date | Name | Purchase | Amount | Total | |
| 17265 | 4/05/12 | A Goemaere | REFUND, LAPSED B/C | 370.00- | 370.00- | |
| 17769 | 16/08/12 | William Tomlinson | RATES REBATE REFUND | 590.00- | 963.00- | |
| 17805 | 7/09/12 | Accident Compensation Corporation | ACC WORKPLACE COVER | 94,333.57 | 93,375.57 | |
| 17806 | 7/09/12 | Automobile Association | AA AGENCY INCOME | 90.00 | 93,465.57 | |
| 17807 | 7/09/12 | D & A Ballagh | PART REFUND, LAPSED B/C | 370.00 | 93,835.57 | |
| 17808 | 7/09/12 | Bell Stephenson Architects Ltd | REFUND BALANCE DEPOSIT | 106.50 | 93,942.07 | |
| 17809 | 7/09/12 | Tony Malcolm Chisnall | OPEN ROAD BOND REFUND | 200.00 | 94,142.07 | |
| 17810 | 7/09/12 | A Clark | REFUND BALANCE DEPOSIT | 106.50 | 94,248.57 | |
| 17811 | 7/09/12 | B Donaldson | DOG REFUND | 22.50 | 94,271.07 | |
| 17812 | 7/09/12 | A Dyson | PART REFUND, LAPSED B/C | 605.00 | 94,876.07 | |
| 17813 | 7/09/12 | Fletcher Vautier Moore Trust A/c | SETTLEMENT, HESLOP, CHAMPION 3 | 43,602.72 | 138,478.79 | |
| 17814 | 7/09/12 | Point Property Service | REFUND BALANCE DEPOSIT | 106.50 | 138,585.29 | |
| 17815 | 7/09/12 | Foxhill Hall Committee | MANAGEMENT COMMITTEE SUBSIDIES | 2,000.00 | 140,585.29 | |
| 17816 | 7/09/12 | R M Greenhough | DOG REFUND | 22.50 | 140,607.79 | |
| 17817 | 7/09/12 | David Andrew Guthrie | RATES REFUND, OVERPAID RATES | 344.50 | 140,952.29 | |
| 17818 | 7/09/12 | Kannax Builders Ltd | REFUND BALANCE DEPOSIT | 106.50 | 141,058.79 | |
| 17819 | 7/09/12 | A Heatherbell | REFUND BALANCE DEPOSIT | 47.00 | 141,105.79 | |
| 17820 | 7/09/12 | Hilton John Hodgkinson | REFUND, OVERPAID RATES | 319.20 | 141,424.99 | |
| 17821 | 7/09/12 | Jennian Horne Nelson Bays Ltd | REFUND BALANCE DEPOSIT | 175.50 | 141,600.49 | |
| 17822 | 7/09/12 | Land Information New Zealand | SECT 72 LODGMENT etc | 704.00 | 142,304.49 | |
| 17823 | 7/09/12 | K & R Mason | REFUND BALANCE DEPOSIT | 302.50 | 142,686.99 | |
| 17824 | 7/09/12 | Bruce McGregor | OPEN ROAD BOND REFUND | 200.00 | 142,886.99 | |
| 17825 | 7/09/12 | M H McKay & Sons Ltd | DOG REFUND | 25.00 | 142,911.99 | |
| 17826 | 7/09/12 | Donald McKnight | OPEN ROAD BOND REFUND | 200.00 | 143,111.99 | |
| 17827 | 7/09/12 | Motueka Library | PETTY CASH REIMBURSEMENT | 72.20 | 143,184.19 | |
| 17829 | 7/09/12 | Ngatinoti Rec Res Management Commit | MANAGEMENT COMMITTEE SUBSIDIES | 1,000.00 | 144,184.19 | |
| 17830 | 7/09/12 | Quality Dynamics Limited | TRAINING SERVICES, AUG 2012 | 4,061.00 | 148,245.19 | |
| 17831 | 7/09/12 | Donald Charles Riley | RATES REFUND | 458.50 | 148,703.69 | |
| 17832 | 7/09/12 | Siron Robinson | REFUND BALANCE DEPOSIT | 106.50 | 148,810.19 | |
| 17833 | 7/09/12 | Rockville Rec Res Management Commit | MANAGEMENT COMMITTEE SUBSIDIES | 2,000.00 | 150,810.19 | |
| 17834 | 7/09/12 | Koen Schoutens | SCOPED RESOURCES UNUSED | 496.00 | 151,386.19 | |
| 17835 | 7/09/12 | Roger James Simpson | DOG REFUND | 25.00 | 151,311.19 | |
| 17836 | 7/09/12 | Spring Grove Rec Res Management Com | MANAGEMENT COMMITTEE SUBSIDIES | 1,000.00 | 152,311.19 | |
| 17837 | 7/09/12 | Stanley Brook Reserve Committee | MANAGEMENT COMMITTEE SUBSIDIES | 1,000.00 | 153,311.19 | |
| 17838 | 7/09/12 | Sustainable Villages | REFUND BALANCE DEPOSIT | 122.50 | 153,433.69 | |
| 17839 | 7/09/12 | Tapawera Rec Res Management Commit | MANAGEMENT COMMITTEE SUBSIDIES | 2,500.00 | 155,933.69 | |
| 17840 | 7/09/12 | Tasman District Library | PETTY CASH REIMBURSEMENT | 46.60 | 155,980.29 | |
| 17841 | 7/09/12 | R & Y Troughton | REFUND BALANCE DEPOSIT | 300.50 | 156,380.79 | |
| 17842 | 7/09/12 | Upper Takaka Hall & Recreation Rese | MANAGEMENT COMMITTEE SUBSIDIES | 5,000.00 | 161,380.79 | |
| 17843 | 7/09/12 | Waimea West Rec Res Management Comm | MANAGEMENT COMMITTEE SUBSIDIES | 2,000.00 | 163,380.79 | |
| 17844 | 7/09/12 | Terry Westley Drainlayers | OPEN ROAD BOND REFUND | 200.00 | 163,580.79 | |
| 17845 | 7/09/12 | S Wright & R Brownlee | OBJECTION FEE REFUND | 200.00 | 163,780.79 | |
| 17846 | 14/09/12 | Lorna May Adams | RATES REBATE REFUND | 590.00 | 164,358.79 | |
| 17847 | 14/09/12 | Aileen Armitage | RATES REBATE REFUND | 590.00 | 164,948.79 | |
| 17848 | 14/09/12 | ASB Bank Limited | VISA, L L KENNEDY | 1,802.48 | 166,751.27 | |
| 17849 | 14/09/12 | Beverley Ashton | RATES REBATE REFUND | 590.00 | 167,341.27 | |
| 17850 | 14/09/12 | John Stirling Baird | RATES REBATE REFUND | 380.79 | 167,722.06 | |
| 17851 | 14/09/12 | Katherine Margaret Bashford | RATES REBATE REFUND | 590.00 | 168,312.06 | |
| 17852 | 14/09/12 | Margaretta Baynes | RATES REBATE REFUND | 590.00 | 168,902.06 | |
| 17853 | 14/09/12 | Eric Bisley | RATES REBATE REFUND | 590.00 | 169,492.06 | |
| 17854 | 14/09/12 | Marilyn Bisley | RATES REBATE REFUND | 590.00 | 170,082.06 | |

| Schedule Of Expenditure | | September12 | Period Ending 30 SEP 12 | Run Time | 2/10/12 | 1 |
|-------------------------|----------|----------------------------------|--------------------------------|-----------|------------|---|
| I No | Date | Name | Purchase | Amount | Total | |
| 17855 | 14/09/12 | Roger Bisley | RATES REBATE REFUND | 590.00 | 170,672.06 | |
| 17856 | 14/09/12 | Dennis Blanche | RATES REBATE REFUND | 590.00 | 171,262.06 | |
| 17857 | 14/09/12 | June Sorjase | RATES REBATE REFUND | 590.00 | 171,852.06 | |
| 17858 | 14/09/12 | Thelma Bothwell | RATES REBATE REFUND | 590.00 | 172,442.06 | |
| 17859 | 14/09/12 | Eric Bradshaw | RATES REBATE REFUND | 590.00 | 173,032.06 | |
| 17860 | 14/09/12 | Ursula Brodbeck | RATES REBATE REFUND | 590.00 | 173,622.06 | |
| 17861 | 14/09/12 | Teressa Brough | GARDENING, G/B COMM CENTRE | 59.20 | 173,681.26 | |
| 17862 | 14/09/12 | David Burt | RATES REBATE REFUND | 590.00 | 174,271.26 | |
| 17863 | 14/09/12 | Pamela Butler | RATES REBATE REFUND | 590.00 | 174,861.26 | |
| 17864 | 14/09/12 | Frances Butterworth | RATES REBATE REFUND | 590.00 | 175,451.26 | |
| 17865 | 14/09/12 | Aleida Cahusac | RATES REBATE REFUND | 590.00 | 176,041.26 | |
| 17866 | 14/09/12 | CASH | ALCOHOL COMPLIANCE | 600.00 | 176,641.26 | |
| 17867 | 14/09/12 | Aileen Christian | RATES REBATE REFUND | 590.00 | 177,231.26 | |
| 17868 | 14/09/12 | Gordon Christie | RATES REBATE REFUND | 514.67 | 177,745.93 | |
| 17869 | 14/09/12 | Alan Cook | RATES REBATE REFUND | 590.00 | 178,335.93 | |
| 17870 | 14/09/12 | John Corbitt | RATES REBATE REFUND | 590.00 | 178,925.93 | |
| 17871 | 14/09/12 | Hine Crayford | RATES REBATE REFUND | 590.00 | 179,515.93 | |
| 17872 | 14/09/12 | Sigrid Heidi Crump | RATES REBATE REFUND | 590.00 | 180,105.93 | |
| 17873 | 14/09/12 | Roy William Davies | RATES REBATE REFUND | 590.00 | 180,695.93 | |
| 17874 | 14/09/12 | Elizabeth Dawson | RATES REBATE REFUND | 106.85 | 180,802.78 | |
| 17875 | 14/09/12 | B de Liefde | LAND LEASE, 269 MARAHAU SANDY | 2,250.00 | 183,052.78 | |
| 17876 | 14/09/12 | Rebecca Demcocks | RATES REBATE REFUND | 590.00 | 183,642.78 | |
| 17877 | 14/09/12 | Elaine Dennett | RATES REBATE REFUND | 399.00 | 184,232.78 | |
| 17878 | 14/09/12 | Manfred Dickgiesser | RATES REBATE REFUND | 590.00 | 184,822.78 | |
| 17879 | 14/09/12 | Aart Ditsef | RATES REBATE REFUND | 590.00 | 185,412.78 | |
| 17880 | 14/09/12 | Diana Dumont | RATES REBATE REFUND | 590.00 | 186,002.78 | |
| 17881 | 14/09/12 | Patricia England | RATES REBATE REFUND | 590.00 | 186,592.78 | |
| 17882 | 14/09/12 | Margaret Ewers | RATES REBATE REFUND | 590.00 | 187,182.78 | |
| 17883 | 14/09/12 | James Fairhall | RATES REBATE REFUND | 575.93 | 187,756.71 | |
| 17884 | 14/09/12 | Keith Faulkner | RATES REBATE REFUND | 590.00 | 188,346.71 | |
| 17885 | 14/09/12 | Fletcher Vautier Moore Trust A/c | SETTLEMENT O PURCHASE FOR ROAD | 56,380.00 | 244,726.71 | |
| 17886 | 14/09/12 | Patricia Anne Forkert | RATES REBATE REFUND | 590.00 | 245,316.71 | |
| 17887 | 14/09/12 | Godfrey Fox | RATES REBATE REFUND | 590.00 | 245,906.71 | |
| 17888 | 14/09/12 | David R Frater | RATES REBATE REFUND | 590.00 | 246,496.71 | |
| 17889 | 14/09/12 | Glen Galbraith | RATES REBATE REFUND | 590.00 | 247,086.71 | |
| 17890 | 14/09/12 | Rita Gallagher | RATES REBATE REFUND | 590.00 | 247,676.71 | |
| 17891 | 14/09/12 | Adelene Gardner | RATES REBATE REFUND | 590.00 | 248,266.71 | |
| 17892 | 14/09/12 | Peter George | RATES REBATE REFUND | 590.00 | 248,856.71 | |
| 17893 | 14/09/12 | Ian Gibbard | RATES REBATE REFUND | 590.00 | 249,446.71 | |
| 17894 | 14/09/12 | Neil Gilbertson | RATES REBATE REFUND | 590.00 | 250,036.71 | |
| 17895 | 14/09/12 | A Goemaere | REFUND, LAPSED B/C | 370.00 | 250,406.71 | |
| 17896 | 14/09/12 | Marie Goodall | RATES REBATE REFUND | 590.00 | 250,996.71 | |
| 17897 | 14/09/12 | Fay Margaret Grace | RATES REBATE REFUND | 590.00 | 251,586.71 | |
| 17898 | 14/09/12 | Ronald Green | RATES REBATE REFUND | 579.53 | 252,166.24 | |
| 17899 | 14/09/12 | Bruce Gribben | RATES REBATE REFUND | 590.00 | 252,756.24 | |
| 17900 | 14/09/12 | Kenia Grimwood | RATES REBATE REFUND | 590.00 | 253,346.24 | |
| 17901 | 14/09/12 | Theo Grooby | RATES REBATE REFUND | 590.00 | 253,936.24 | |
| 17902 | 14/09/12 | Ronald Halliday | RATES REBATE REFUND | 590.00 | 254,526.24 | |
| 17903 | 14/09/12 | G Mann | RATES REBATE REFUND | 590.00 | 255,116.24 | |
| 17904 | 14/09/12 | William Hanna | RATES REBATE REFUND | 590.00 | 255,706.24 | |
| 17905 | 14/09/12 | Allan Hart | RATES REBATE REFUND | 590.00 | 256,296.24 | |

| Schedule Of Expenditure | | September12 | Period Ending 30 SEP 12 | Run Time | 2/10/12 | 1 |
|-------------------------|----------|------------------------------|-----------------------------|----------|------------|---|
| Line No | Date | Name | Purchase | Amount | Total | |
| 17906 | 14/09/12 | Deonod Henry | RATES REBATE REFUND | 590.00 | 266,866.24 | |
| 17907 | 14/09/12 | Patricia Hill | RATES REBATE REFUND | 590.00 | 267,476.24 | |
| 17908 | 14/09/12 | Rosa Hitchcock | RATES REBATE REFUND | 590.00 | 268,066.24 | |
| 17909 | 14/09/12 | Harry Hodgson | RATES REBATE REFUND | 590.00 | 268,656.24 | |
| 17910 | 14/09/12 | Ethel Hofsteede | RATES REBATE REFUND | 590.00 | 269,246.24 | |
| 17911 | 14/09/12 | Gloria Hollow | RATES REBATE REFUND | 590.00 | 269,836.24 | |
| 17912 | 14/09/12 | Peter Hounsell | RATES REBATE REFUND | 570.20 | 270,406.44 | |
| 17913 | 14/09/12 | Robert T Howden | RATES REBATE REFUND | 590.00 | 270,996.44 | |
| 17914 | 14/09/12 | Ngaire Hoy | RATES REBATE REFUND | 590.00 | 271,586.44 | |
| 17915 | 14/09/12 | Dawne Hunt | RATES REBATE REFUND | 590.00 | 272,176.44 | |
| 17916 | 14/09/12 | Alma Jackson | RATES REBATE REFUND | 590.00 | 272,766.44 | |
| 17917 | 14/09/12 | Louise Jaeger | RATES REBATE REFUND | 590.00 | 273,356.44 | |
| 17918 | 14/09/12 | Harold Jenkins | RATES REBATE REFUND | 590.00 | 273,946.44 | |
| 17919 | 14/09/12 | Dawn Annette Jessop | RATES REBATE REFUND | 590.00 | 274,536.44 | |
| 17920 | 14/09/12 | Frank Johansson | RATES REBATE REFUND | 590.00 | 275,126.44 | |
| 17921 | 14/09/12 | Ann Johnson | RATES REBATE REFUND | 590.00 | 275,716.44 | |
| 17922 | 14/09/12 | Isabella Johnson | RATES REBATE REFUND | 590.00 | 276,306.44 | |
| 17923 | 14/09/12 | Geoffrey Douglas Jones | RATES REBATE REFUND | 590.00 | 276,896.44 | |
| 17924 | 14/09/12 | Jeremiah Jones | RATES REBATE REFUND | 590.00 | 277,486.44 | |
| 17925 | 14/09/12 | Robert W Jones | RATES REBATE REFUND | 590.00 | 278,076.44 | |
| 17926 | 14/09/12 | Kennedy King | RATES REBATE REFUND | 590.00 | 278,666.44 | |
| 17927 | 14/09/12 | Land Information New Zealand | SECT 72 LODGEMENT - KENNEDY | 176.00 | 278,842.44 | |
| 17928 | 14/09/12 | Bruce Lewis | RATES REBATE REFUND | 486.60 | 279,329.04 | |
| 17929 | 14/09/12 | Gladys Lloyd | RATES REBATE REFUND | 590.00 | 279,919.04 | |
| 17930 | 14/09/12 | Arline Lock | RATES REBATE REFUND | 590.00 | 280,509.04 | |
| 17931 | 14/09/12 | Snowden Lott | RATES REBATE REFUND | 590.00 | 281,099.04 | |
| 17932 | 14/09/12 | Gabriella Mabbs | RATES REBATE REFUND | 590.00 | 281,689.04 | |
| 17933 | 14/09/12 | Raymond Maguire | RATES REBATE REFUND | 590.00 | 282,279.04 | |
| 17934 | 14/09/12 | Eva Mavis Minifred Naisey | RATES REBATE REFUND | 590.00 | 282,869.04 | |
| 17935 | 14/09/12 | Kevin John Martyn | RATES REBATE REFUND | 590.00 | 283,459.04 | |
| 17936 | 14/09/12 | Alexander Maule | RATES REBATE REFUND | 441.67 | 283,900.71 | |
| 17937 | 14/09/12 | Catherine McIay | RATES REBATE REFUND | 590.00 | 284,490.71 | |
| 17938 | 14/09/12 | Hewleon McLellan | REFUND, OVERPAID RATES | 1,475.80 | 285,966.51 | |
| 17939 | 14/09/12 | Margaret McQueen | RATES REBATE REFUND | 590.00 | 286,556.51 | |
| 17940 | 14/09/12 | Madeline McRae | RATES REBATE REFUND | 161.73 | 286,721.24 | |
| 17941 | 14/09/12 | Robert Melis | RATES REBATE REFUND | 590.00 | 287,311.24 | |
| 17942 | 14/09/12 | Isobel Monahan | RATES REBATE REFUND | 590.00 | 287,901.24 | |
| 17943 | 14/09/12 | E A Moore | RATES REBATE AT SETTLEMENT | 590.00 | 288,491.24 | |
| 17944 | 14/09/12 | Cushla Moorhead | RATES REBATE REFUND | 590.00 | 289,081.24 | |
| 17945 | 14/09/12 | William Morgan | RATES REBATE REFUND | 590.00 | 289,671.24 | |
| 17946 | 14/09/12 | John Morris | RATES REBATE REFUND | 590.00 | 290,261.24 | |
| 17947 | 14/09/12 | Brian Murphy | RATES REBATE REFUND | 590.00 | 290,851.24 | |
| 17948 | 14/09/12 | Louis Neumann | RATES REBATE REFUND | 590.00 | 291,441.24 | |
| 17949 | 14/09/12 | Ronald Normanton | RATES REBATE REFUND | 590.00 | 292,031.24 | |
| 17950 | 14/09/12 | Janet Overall | RATES REBATE REFUND | 590.00 | 292,621.24 | |
| 17951 | 14/09/12 | Christopher Paintin | RATES REBATE REFUND | 590.00 | 293,211.24 | |
| 17952 | 14/09/12 | Raymond Park | RATES REBATE REFUND | 464.99 | 293,676.23 | |
| 17953 | 14/09/12 | Brian Peacock | INTERIOR PAINTING | 2,108.00 | 295,784.23 | |
| 17954 | 14/09/12 | Aroha Pearlless | RATES REBATE REFUND | 590.00 | 296,374.23 | |
| 17955 | 14/09/12 | Diane Penketh | RATES REBATE REFUND | 590.00 | 297,164.23 | |
| 17956 | 14/09/12 | Petty Cash | PRTY CASH REIMBURSEMENT | 35.90 | 297,200.13 | |

| Schedule Of Expenditure | | September12 | Period Ending 30 SEP 12 | Run Time | 2/10/12 | 1 |
|-------------------------|----------|----------------------------------|--------------------------------|----------|------------|---|
| Y No | Date | Name | Purchase | Amount | Total | |
| 17957 | 14/09/12 | Katherine Polglase | RATES REBATE REFUND | 590.00 | 297,790.12 | |
| 17958 | 14/09/12 | Jacob Ponce | RATES REBATE REFUND | 520.39 | 298,310.52 | |
| 17961 | 14/09/12 | Kaye Trimmer | RATES REBATE REFUND | 590.00 | 298,900.52 | |
| 17962 | 14/09/12 | Helen Puklowski | RATES REBATE REFUND | 590.00 | 299,490.52 | |
| 17963 | 14/09/12 | Angela Rendell | RATES REBATE REFUND | 590.00 | 300,080.52 | |
| 17964 | 14/09/12 | Rather Rings | RATES REBATE REFUND | 590.00 | 300,670.52 | |
| 17965 | 14/09/12 | Rona Amy Robertson | RATES REBATE REFUND | 590.00 | 301,260.52 | |
| 17966 | 14/09/12 | Mavis Robinson | RATES REBATE REFUND | 590.00 | 301,850.52 | |
| 17967 | 14/09/12 | Rural Circulars | NEWSLINE DISTRIBUTION | 2,485.23 | 303,335.75 | |
| 17968 | 14/09/12 | Edna Sampson | RATES REBATE REFUND | 590.00 | 303,925.75 | |
| 17969 | 14/09/12 | Declan Satherley | RATES REBATE REFUND | 590.00 | 304,515.75 | |
| 17970 | 14/09/12 | Thomas Scholefield | RATES REBATE REFUND | 573.50 | 305,089.35 | |
| 17971 | 14/09/12 | Barry Scott | RATES REBATE REFUND | 590.00 | 305,679.35 | |
| 17972 | 14/09/12 | Cora Scowen | RATES REBATE REFUND | 590.00 | 306,269.35 | |
| 17973 | 14/09/12 | Edward Antony Shaw | RATES REBATE REFUND | 590.00 | 306,859.35 | |
| 17974 | 14/09/12 | Bertie Smith | RATES REBATE REFUND | 590.00 | 307,449.35 | |
| 17975 | 14/09/12 | Trevor Smith | RATES REBATE REFUND | 155.40 | 307,604.75 | |
| 17976 | 14/09/12 | Shirley Solly | RATES REBATE REFUND | 590.00 | 308,194.75 | |
| 17977 | 14/09/12 | Reginald Sparrow | RATES REBATE REFUND | 41.60 | 308,236.35 | |
| 17978 | 14/09/12 | William Tantrum | RATES REBATE REFUND | 590.00 | 308,826.35 | |
| 17979 | 14/09/12 | Faets of Austria | ECOFEST MEAL VOUCHERS | 47.50 | 308,873.85 | |
| 17980 | 14/09/12 | Beverley Teece | RATES REBATE REFUND | 590.00 | 309,463.85 | |
| 17981 | 14/09/12 | The Warehouse | GOODS ON LAYBY, C/W CAMP | 105.97 | 309,569.82 | |
| 17982 | 14/09/12 | Karna Thomson | RATES REBATE REFUND | 590.00 | 310,159.82 | |
| 17983 | 14/09/12 | Dorothy Barbara Tilley | RATES REBATE REFUND | 590.00 | 310,749.82 | |
| 17984 | 14/09/12 | William Tomlinson | RATES REBATE REFUND | 590.00 | 311,339.82 | |
| 17985 | 14/09/12 | Florence Ward | RATES REBATE REFUND | 590.00 | 311,929.82 | |
| 17986 | 14/09/12 | Melva Webby | RATES REBATE REFUND | 590.00 | 312,519.82 | |
| 17987 | 14/09/12 | Anthony Robert Westley | RATES REBATE REFUND | 590.00 | 313,109.82 | |
| 17988 | 14/09/12 | Constance Whetter | RATES REBATE REFUND | 590.00 | 313,699.82 | |
| 17989 | 14/09/12 | Bryce Thurton Wild | RATES REBATE REFUND | 590.00 | 314,289.82 | |
| 17990 | 14/09/12 | John Wilson | RATES REBATE REFUND | 590.00 | 314,879.82 | |
| 17991 | 14/09/12 | Malcolm Wilson | RATES REBATE REFUND | 590.00 | 315,469.82 | |
| 17992 | 14/09/12 | Heather Win | RATES REBATE REFUND | 590.00 | 316,059.82 | |
| 17993 | 14/09/12 | Alfred Wise | RATES REBATE REFUND | 590.00 | 316,649.82 | |
| 17994 | 14/09/12 | William Wood | RATES REBATE REFUND | 590.00 | 317,239.82 | |
| 17995 | 14/09/12 | Margaret Woodley | RATES REBATE REFUND | 590.00 | 317,829.82 | |
| 17996 | 14/09/12 | Cornelis Zaalberg | RATES REBATE REFUND | 590.00 | 318,419.82 | |
| 17997 | 20/09/12 | ArroVideo | DVD'S etc | 1,008.85 | 319,428.67 | |
| 17998 | 20/09/12 | Border Music Limited | MATERIALS | 151.45 | 319,580.12 | |
| 17999 | 20/09/12 | Bunnings Nelson | COMPOST BIN SUBSIDY | 120.00 | 319,700.12 | |
| 18000 | 20/09/12 | Copthorne Oriental Bay | ACCOMMODATION A BURTON etc | 424.00 | 320,124.12 | |
| 18001 | 20/09/12 | Dynex Extrusions Ltd | SEEDLING PROTECTORS | 522.92 | 320,647.04 | |
| 18002 | 20/09/12 | Engraving & Trophy Centre | TROPHIES 'FUNKY FASHION' etc | 209.19 | 320,856.23 | |
| 18003 | 20/09/12 | Fishpond.co.nz | DVD'S | 832.39 | 321,688.62 | |
| 18004 | 20/09/12 | Forest & Bird | RENEW MAG SUBSCRIPTION etc | 144.00 | 321,832.62 | |
| 18005 | 20/09/12 | I R & L J Wilton | WORK COMPLETED AT MARAKITAKI R | 382.37 | 322,214.99 | |
| 18006 | 20/09/12 | J R & A C Payne | EDUCATION BROCHURES | 903.33 | 323,118.32 | |
| 18007 | 20/09/12 | Keep Motueka Beautiful Committee | BBQ CLEAN DONATION MOT BEACH R | 300.00 | 323,418.32 | |
| 18008 | 20/09/12 | Lifestyle Publishing Limited | MAGAZINE SUBSCRIPTION | 163.20 | 323,581.52 | |
| 18009 | 20/09/12 | Matthews Eyewear Eyecare | | 54.00 | 323,635.52 | |

| Schedule | CE Expenditure | September12 | Period Ending 30 SEP 12 | Run Time | 2/10/12 | 1 |
|----------|----------------|----------------------------------|--------------------------------|----------|------------|---|
| J No | Date | Name | Purchase | Amount | Total | |
| 18010 | 20/09/12 | Melinda Saigent Photography | | 230.00 | 323,678.03 | |
| 18011 | 20/09/12 | Motueka New World | TEAROOM SUPPLIES | 137.55 | 323,815.58 | |
| 18012 | 20/09/12 | Otago Regional Council | SHARE COSTS OF REGIONAL TOUR | 969.89 | 324,785.47 | |
| 18013 | 20/09/12 | Paul Bisleski | BOOK 'THE HUMAN ECONOMY' | 20.00 | 324,805.47 | |
| 18014 | 20/09/12 | Richmond Resene | SPRAY PAINT | 71.50 | 324,876.97 | |
| 18015 | 20/09/12 | Rutherford Hotel Nelson | INDUSTRIAL WATER USERS ACCOMOD | 661.50 | 325,538.47 | |
| 18016 | 20/09/12 | Sky Network Television Ltd | SKY TV FOR LIBRARY | 165.96 | 325,704.43 | |
| 18017 | 20/09/12 | St John South Island Region | SCOPEST | 747.50 | 326,451.93 | |
| 18018 | 20/09/12 | Waimea Motors Limited | PETROL VOUCHERS etc | 1,005.90 | 327,537.83 | |
| 18019 | 20/09/12 | Wairakei Resort Taupo | ACCOMMODATION K WRIGHT | 507.50 | 328,125.33 | |
| 18020 | 20/09/12 | Wink-Less Cleaning Services | CLEANING FOR AUGUST etc | 678.30 | 328,800.63 | |
| 18021 | 21/09/12 | Cavin & Tracey Arnold | REFUND DUE TO OVERPAYMENT | 403.10 | 329,203.73 | |
| 18022 | 21/09/12 | ASB Bank Limited | VISA G S COOTE etc | 4,886.13 | 334,169.86 | |
| 18023 | 21/09/12 | Gwendoline Ball | RATES REBATE REFUND | 462.47 | 334,632.33 | |
| 18024 | 21/09/12 | Sina Balzer | REFUND LOST BOOK | 10.70 | 334,643.03 | |
| 18025 | 21/09/12 | Blueflowers Limited | SCOPEST STANDHOLDER REIMBURSEM | 30.00 | 334,673.03 | |
| 18026 | 21/09/12 | Denis Boyce | RATES REBATE REFUND | 590.00 | 335,263.03 | |
| 18027 | 21/09/12 | Dorothy Burnett | RATES REBATE REFUND | 590.00 | 335,853.03 | |
| 18028 | 21/09/12 | Lynette Burnett | RATES REBATE REFUND | 590.00 | 336,443.03 | |
| 18029 | 21/09/12 | Sally Chisnell | RATES REBATE REFUND | 590.00 | 337,033.03 | |
| 18030 | 21/09/12 | John Archer Clifford | RATES REBATE REFUND | 465.37 | 337,498.30 | |
| 18031 | 21/09/12 | G B Cullen | OVERPAID WATER | 500.60 | 337,998.90 | |
| 18032 | 21/09/12 | Mark Yielding | SCOPEST STAND REIMBURSEMENT | 200.00 | 338,198.90 | |
| 18033 | 21/09/12 | Judith Findley | RATES REBATE REFUND | 590.00 | 338,788.90 | |
| 18034 | 21/09/12 | Fletcher Vautier Moore Trust A/c | GST PORTION OF LAND PORTION | 2,250.00 | 341,038.90 | |
| 18035 | 21/09/12 | A Proziep | RATES REBATE REFUND | 563.20 | 341,602.10 | |
| 18036 | 21/09/12 | Shirley Harvey | DOG REFUND | 22.50 | 341,624.60 | |
| 18037 | 21/09/12 | Jenny Hawken | RATES REBATE REFUND | 590.00 | 342,214.60 | |
| 18038 | 21/09/12 | Jane Hoggan | RATES REBATE REFUND | 590.00 | 342,804.60 | |
| 18039 | 21/09/12 | Holer New Zealand Ltd | PART REFUND OF LAPPED BC | 8,319.90 | 351,124.50 | |
| 18040 | 21/09/12 | Dorothy Holgarch | RATES REBATE REFUND | 590.00 | 351,714.50 | |
| 18041 | 21/09/12 | Alan Molyoake | RATES REBATE REFUND | 423.67 | 352,138.17 | |
| 18042 | 21/09/12 | Richard Inglis | DOG REFUND | 37.50 | 352,175.67 | |
| 18043 | 21/09/12 | Jean Jenks | RATES REBATE REFUND | 590.00 | 352,765.67 | |
| 18044 | 21/09/12 | Robyn Jones | COM BRD MORNING TEA | 30.00 | 352,795.67 | |
| 18045 | 21/09/12 | Florence Kerr | RATES REBATE REFUND | 590.00 | 353,385.67 | |
| 18046 | 21/09/12 | P Konecna | REFUND LOST BOOK | 35.50 | 353,421.17 | |
| 18047 | 21/09/12 | Chrissy Lewis | DOG REFUND | 37.50 | 353,458.67 | |
| 18048 | 21/09/12 | Dorris Marshall | RATES REBATE REFUND | 590.00 | 354,048.67 | |
| 18049 | 21/09/12 | Michelle Morgan | DOG REFUND | 45.00 | 354,093.67 | |
| 18050 | 21/09/12 | Motueka Floral Art | REFUND OF BOND FOR MEM HALL | 60.00 | 354,153.67 | |
| 18051 | 21/09/12 | Amber Orchard-Chaudan | OVERPAID RATES etc | 110.24 | 354,263.91 | |
| 18052 | 21/09/12 | Petty Cash | MAIN OFFICE REIMBURSEMENT | 308.90 | 354,572.81 | |
| 18053 | 21/09/12 | Bryan Pike | WATER CONSENT REFUND | 70.00 | 354,642.81 | |
| 18054 | 21/09/12 | Jacobus Tonso | RATES REBATE REFUND | 590.00 | 355,232.81 | |
| 18055 | 21/09/12 | G P Roach | DOG REFUND | 22.50 | 355,255.31 | |
| 18056 | 21/09/12 | J T Robinson | RATES REBATE REFUND | 590.00 | 355,845.31 | |
| 18057 | 21/09/12 | Leslie Sengster | RATES REBATE REFUND | 590.00 | 356,435.31 | |
| 18058 | 21/09/12 | Hazel Savage | RATES REBATE REFUND | 590.00 | 357,025.31 | |
| 18059 | 21/09/12 | Esila P Sinathasby | SCOPEST REIMBURSEMENT FOR MEAL | 35.00 | 357,060.31 | |
| 18060 | 21/09/12 | Barbara Smith | RATES REBATE REFUND | 590.00 | 357,650.31 | |

| Schedule Of Expenditure | | September12 | Period Ending 30 SEP 12 | Run Time | 2/10/12 | 1 |
|-------------------------|----------|------------------------------------|---------------------------------|----------|------------|---|
| No | Date | Name | Purchase | Amount | TOTAL | |
| 8061 | 21/09/12 | John Squire | DOG REFUND | 22.50 | 357,679.81 | |
| 8062 | 21/09/12 | Philip Kevin Townsend | RATES REBATE REFUND | 590.00 | 358,269.81 | |
| 8063 | 21/09/12 | Waimea Floral Art Group | FLORAL DESIGNS | 170.00 | 358,439.81 | |
| 8064 | 21/09/12 | Wakatu Incorporation | INVOICE 21391 PAID TWICE | 234.50 | 358,674.31 | |
| 8065 | 21/09/12 | Weka LED Lighting | SCOPEST STALLHOLDER REIMBURSEM | 360.00 | 359,034.31 | |
| 8066 | 21/09/12 | Jenny Wheeler | DOG REFUND | 22.50 | 359,056.81 | |
| 8067 | 21/09/12 | Kathleen Wigzell | RATES REBATE REFUND | 590.00 | 359,646.81 | |
| 8068 | 21/09/12 | Richard Williams | OVERPAID RATES | 2,156.90 | 361,803.71 | |
| 8069 | 28/09/12 | Richard Anderson | RATES REBATE REFUND | 590.00 | 362,393.71 | |
| 8070 | 28/09/12 | Valda Barber | RATES REBATE REFUND | 590.00 | 362,983.71 | |
| 8071 | 28/09/12 | Noel Barry Davenport | RATES REBATE REFUND | 449.93 | 363,433.64 | |
| 8072 | 28/09/12 | Rayterra Developments Limited | OVERPAID RATES | 510.50 | 363,944.14 | |
| 8073 | 28/09/12 | Escher Clark | RATES REBATE REFUND | 590.00 | 364,534.14 | |
| 8074 | 28/09/12 | Shirley Lorraine Crampton | RATES REBATE REFUND | 590.00 | 365,124.14 | |
| 8075 | 28/09/12 | D Dargan | REFUND PART PROCESSING COST | 141.00 | 365,265.14 | |
| 8076 | 28/09/12 | Dennis Balan | RATES REBATE REFUND | 590.00 | 365,855.14 | |
| 8077 | 28/09/12 | Lynette Ellis | DOG REFUND | 10.00 | 365,865.14 | |
| 8078 | 28/09/12 | E M Evans | RATES REBATE REFUND | 375.27 | 366,240.41 | |
| 8079 | 28/09/12 | Tod Bernard Flintoft | OVERPAID RATES | 1,999.01 | 368,239.42 | |
| 8080 | 28/09/12 | Betty Hogarth | RATES REBATE REFUND | 590.00 | 368,829.42 | |
| 8081 | 28/09/12 | S M & L M Irvine | REFUND PART PROCESSING COST | 419.00 | 369,248.42 | |
| 8082 | 28/09/12 | M R & D K Irvine | REFUND BALANCE DEPOSIT | 70.50 | 369,318.92 | |
| 8083 | 28/09/12 | B & G Keast Family Trust | REFUND PART PROCESSING COST | 361.50 | 369,680.42 | |
| 8084 | 28/09/12 | Judy Faye Kindal | RATES REBATE REFUND | 590.00 | 370,270.42 | |
| 8085 | 28/09/12 | Land Information New Zealand | LODGE MENT OF \$72 ON TITLE etc | 352.00 | 370,622.42 | |
| 8086 | 28/09/12 | Raylene Lelong | RATES REBATE REFUND | 590.00 | 371,212.42 | |
| 8087 | 28/09/12 | Rosemaria Liacchi-Fluss | RATES REBATE REFUND | 590.00 | 371,802.42 | |
| 8088 | 28/09/12 | Veronica Lightfoot | RATES REBATE REFUND | 590.00 | 372,392.42 | |
| 8089 | 28/09/12 | B M & C A Lloyd | PAID WATER RATES SETTLEMENT | 224.50 | 372,616.92 | |
| 8090 | 28/09/12 | Anneta Mary Hodges | RATES REBATE REFUND | 590.00 | 373,206.92 | |
| 8091 | 28/09/12 | Kulvin Matteson | RATES REBATE REFUND | 590.00 | 373,796.92 | |
| 8092 | 28/09/12 | Brian McDonald | RATES REBATE REFUND | 590.00 | 374,386.92 | |
| 8093 | 28/09/12 | Motueka Branch Of RSPCA Inc | DISCRETIONARY FUND GRANT | 500.00 | 374,886.92 | |
| 8094 | 28/09/12 | Motueka Yacht & Cruising Club Inc | PROVIDE DINING LAUNCHING ACCES | 496.00 | 375,382.92 | |
| 8095 | 28/09/12 | Kelsoon-Waimea Gun Club Inc | REFUND OF CLUB RENEWAL FEE | 729.00 | 376,111.92 | |
| 8096 | 28/09/12 | Helen Parkes | REFUND DUE TO OVERPAYMENT | 389.70 | 376,501.62 | |
| 8097 | 28/09/12 | Petty Cash | REIMBURSEMENT | 199.70 | 376,701.32 | |
| 8098 | 28/09/12 | L R & S A Powell | REFUND PART OF PROCESSING COST | 141.00 | 376,842.32 | |
| 8099 | 28/09/12 | Rosemary Purse | OVERPAID RATES | 536.00 | 377,378.32 | |
| 8100 | 28/09/12 | MEL Ltd | REFUND PART PROCESSING COST | 693.00 | 378,071.32 | |
| 8101 | 28/09/12 | Rangi Rogers | DOG REFUND | 22.50 | 378,093.82 | |
| 8102 | 28/09/12 | J Rowe | OVERPAID RATES | 139.40 | 378,233.22 | |
| 8103 | 28/09/12 | George Shackleton | RATES REBATE REFUND | 590.00 | 378,823.22 | |
| 8104 | 28/09/12 | J Sinclair | RATES REBATE REFUND | 590.00 | 379,413.22 | |
| 8105 | 28/09/12 | Nolly Soane | RATES REBATE REFUND | 590.00 | 380,003.22 | |
| 8106 | 28/09/12 | Stan Heywood Painters & Decorators | REDECORATE FLAT 1/101 FAIRFAX | 2,534.60 | 382,537.82 | |
| 8107 | 28/09/12 | M & P Whyte Family Trust | INVOICE PAID TWICE IN ERROR | 140.00 | 382,677.82 | |
| 8108 | 28/09/12 | Lena Williams | RATES REBATE REFUND | 590.00 | 383,267.82 | |
| 89516 | 7/09/12 | Absolute Energy | INSULATION etc | 7,097.27 | 390,365.09 | |
| 89517 | 7/09/12 | M P Ahearn | RATES REFUND AT SETTLEMENT | 37.00 | 390,402.09 | |
| 89518 | 7/09/12 | Bainham Hall Management Committee | MANAGEMENT COMMITTEE SUBS | 1,000.00 | 391,402.09 | |

| Schedule Of Expenditure | | September12 | Period Ending 30 SEP 12 | Run Time | 2/10/12 | 1 |
|-------------------------|----------|-------------------------------------|--------------------------------|------------|--------------|---|
| J No | Date | Name | Purchase | Amount | Total | |
| 19519 | 7/09/12 | HJ Scarlett Limited | CON 863, AUG 2012 | 76,565.16 | 467,967.25 | |
| 19520 | 7/09/12 | S W Blathwayt | DOG REFUND | 50.00 | 468,017.25 | |
| 19521 | 7/09/12 | Build Right 2010 Limited | RATES REFUND AT SETTLEMENT | 764.30 | 468,781.55 | |
| 19522 | 7/09/12 | Building Research Association | MTHLY B/C LEVIES | 11,800.26 | 480,581.81 | |
| 19523 | 7/09/12 | Ching Contracting Limited | CON 839, AUG 2012 | 14,890.81 | 495,472.62 | |
| 19524 | 7/09/12 | Contact Energy Limited | 101A FAIRFAX ST, MURCHISON | 72.59 | 495,545.21 | |
| 19525 | 7/09/12 | Joanna Cranshaw | EXPENSE CLAIM W/E 9/9/12 | 79.99 | 495,625.20 | |
| 19526 | 7/09/12 | Dept of Building & Housing (Levy pa | MTHLY B/C LEVIES | 22,245.48 | 517,870.68 | |
| 19527 | 7/09/12 | Martin Doyle | EXPENSE CLAIM W/R 9/9/12 | 60.00 | 517,930.68 | |
| 19528 | 7/09/12 | Duncan Cotterill | PURCHASE OF ROADING LAND | 2,400.00 | 520,330.68 | |
| 19529 | 7/09/12 | Engineering Associates | REGISTRATION FEE, J CUTHBERTS | 61.33 | 520,392.01 | |
| 19530 | 7/09/12 | Fulton Hogan Limited | CON 874, JUL 2012 | 103,272.55 | 623,664.56 | |
| 19531 | 7/09/12 | G Hammar Builders Limited | REFUND BALANCE DEPOSIT | 286.00 | 623,950.56 | |
| 19532 | 7/09/12 | Gibbons Construction Limited | CLAIM #10, OFFICE ALTERATIONS | 387,353.80 | 1,011,304.40 | |
| 19533 | 7/09/12 | Kylie Gibson | CLEANING, MURCHISON, AUG 2012 | 162.00 | 1,011,466.40 | |
| 19534 | 7/09/12 | Golden Bay Stationery Ltd | RATES REFUND, PD IN ERROR | 1,051.20 | 1,012,517.60 | |
| 19535 | 7/09/12 | Sue Greatrex | EXPENSE CLAIM W/E 9/9/12 | 12.80 | 1,012,530.40 | |
| 19536 | 7/09/12 | Yolande Hart | REFUND, OVERPAID RATES | 1,000.00 | 1,013,532.40 | |
| 19537 | 7/09/12 | C S F Horn | REFUND, OVERPAID RATES | 1,420.20 | 1,014,952.60 | |
| 19538 | 7/09/12 | IMB Construction Limited | TOILET BLOCK, MOT SPORTSPARK | 41,697.23 | 1,056,649.83 | |
| 19539 | 7/09/12 | Trevor James | EXPENSE CLAIM W/E 9/9/12 | 114.45 | 1,056,764.28 | |
| 19540 | 7/09/12 | Kivi Insulation | INSULATION & HEATPUMP etc | 10,053.59 | 1,066,817.87 | |
| 19541 | 7/09/12 | Jenni Komarovsky | EXPENSE CLAIM W/E 9/9/12 | 21.48 | 1,066,841.35 | |
| 19542 | 7/09/12 | L & M Traffic Data Limited | CON 719, AUG 2012 | 5,752.00 | 1,072,593.35 | |
| 19543 | 7/09/12 | S M McIntosh | REFUND BALANCE DEPOSIT | 491.00 | 1,077,084.35 | |
| 19544 | 7/09/12 | Ministry for the Environment | LEVY RETURN, JUNE 2012 | 28,520.66 | 1,105,605.01 | |
| 19545 | 7/09/12 | Tania Monopoli | RATES REFUND AT SETTLEMENT | 755.40 | 1,106,360.41 | |
| 19546 | 7/09/12 | Hotcoka Community House | MANAGEMENT COMMITTEE SUBSIDIES | 3,500.00 | 1,110,261.41 | |
| 19547 | 7/09/12 | Nelson A & P Association | OPUS IEP ASSESSMENT etc | 2,755.30 | 1,113,026.71 | |
| 19548 | 7/09/12 | Powertech Nelson | CON 873, AUG 2012 etc | 81,901.26 | 1,204,927.97 | |
| 19549 | 7/09/12 | Robin Simpson Design Limited | NCC TDC JOINT URBAN DESIGN | 524.60 | 1,205,452.57 | |
| 19550 | 7/09/12 | Ross Skilton | CARPET REPAIRS, E & P AREA etc | 166.75 | 1,206,019.32 | |
| 19551 | 7/09/12 | Rob Smith | EXPENSE CLAIM W/E 9/9/12 | 78.22 | 1,206,097.54 | |
| 19552 | 7/09/12 | Murray Staite | EXPENSE CLAIM W/E 9/9/12 | 1,662.83 | 1,207,760.37 | |
| 19553 | 7/09/12 | Sunset Valley Vineyard Limited | RESERVES PLANNING | 5,064.50 | 1,212,824.87 | |
| 19554 | 7/09/12 | Taylor's Contracting Limited | SANDSAG LWR QUEEN ST | 620.77 | 1,213,445.64 | |
| 19555 | 7/09/12 | Telecom New Zealand Limited | 010 E & P etc | 1,705.69 | 1,215,151.33 | |
| 19556 | 7/09/12 | Tonkin & Taylor Limited | LEE RIVER DAM | 319,181.90 | 1,534,333.23 | |
| 19557 | 7/09/12 | R Toomer | DOG REFUND | 25.00 | 1,534,358.23 | |
| 19558 | 7/09/12 | M Vlaar | REFUND, OVERPAID RATES | 1,107.80 | 1,535,466.03 | |
| 19559 | 14/09/12 | Asphalt & General Co Limited | CLAIM #1, BRYANT RD EXT | 11,374.65 | 1,546,840.68 | |
| 19560 | 14/09/12 | G C Aston | RATES REBATE REFUND | 326.90 | 1,547,167.59 | |
| 19561 | 14/09/12 | Carter Holt Harvey Wood Products | RATES REFUND AT SETTLEMENT | 1,782.70 | 1,548,950.29 | |
| 19562 | 14/09/12 | CJ Industries | CON 870, AUG 2012 | 94,031.04 | 1,642,981.33 | |
| 19563 | 14/09/12 | H A & T M Climo | C/W CAMP MANAGEMENT | 5,750.00 | 1,648,731.33 | |
| 19564 | 14/09/12 | Contact Energy Limited | 14 KAKARIKI LANE | 31.26 | 1,648,762.59 | |
| 19565 | 14/09/12 | Cutting Edge Signs & Graphics | CYCLEWAY SIGNAGE | 2,716.88 | 1,651,479.47 | |
| 19566 | 14/09/12 | D & A Gardner | MOWING, MCKEE RESERVE | 545.30 | 1,652,024.77 | |
| 19567 | 14/09/12 | Raymond Walter Davey | RATES REBATE REFUND | 590.00 | 1,652,614.77 | |
| 19568 | 14/09/12 | Deb Foster Archaeological | ARCHAEOLOGICAL ASSESSMENT | 92.00 | 1,652,706.77 | |
| 19569 | 14/09/12 | Martin Doyle | EXPENSE CLAIM W/E 16/9/12 | 45.00 | 1,652,751.77 | |

| Schedule Of Expenditure | September12 | Period Ending 30 SEP 12 | Run Time | 2/10/12 | 1 |
|-------------------------|-------------|------------------------------------|---------------------------------|------------|--------------|
| I No | Date | Name | Purchase | Amount | Total |
| 19570 | 14/09/12 | Rarl Asia Pacific User Conference | | 1,500.00 | 1,654,231.87 |
| 19571 | 14/09/12 | Fulton Hogan Limited | CON 979, AUG 2012 etc | 99,536.34 | 1,753,768.21 |
| 19572 | 14/09/12 | Goldpine Industries Limited | FENCING SUPPLIES etc | 19,391.80 | 1,772,160.01 |
| 19573 | 14/09/12 | Gowland Surveyors | ROTORUA CEMETERY NATURAL PLOTS | 2,143.18 | 1,774,303.16 |
| 19574 | 14/09/12 | Greenwaste To Zero | CON 522, AUG 2012 | 8,099.27 | 1,782,402.43 |
| 19575 | 14/09/12 | Higgins Contractors Nelson | CYCLE TRAIL etc | 6,042.71 | 1,788,445.14 |
| 19576 | 14/09/12 | H Hodgson & Co Ltd | NEWSLINE DISTRIBUTION | 40.00 | 1,788,485.14 |
| 19577 | 14/09/12 | Infield Engineers Ltd | PROGRESS PAYMENT | 21,677.50 | 1,810,162.64 |
| 19578 | 14/09/12 | Janet Bathgate Design | INTERPRETATION PANELS | 5,462.50 | 1,815,625.14 |
| 19579 | 14/09/12 | JBL Environmental Limited | CALLOUT, CHEMICAL INCIDENT | 861.24 | 1,816,486.38 |
| 19580 | 14/09/12 | Kidson Construction Limited | CON 990, AUG 2012 | 42,075.74 | 1,858,562.12 |
| 19581 | 14/09/12 | Adie Leong | EXPENSE CLAIM W/E 16/9/12 | 50.00 | 1,858,612.12 |
| 19582 | 14/09/12 | Link Market Services LGFA Interest | INTEREST PAYMENT, NZLGFA | 164,783.29 | 2,023,395.41 |
| 19583 | 14/09/12 | P M Luddon | PARK'S AUDITS, AUG 2012 | 2,456.70 | 2,025,852.11 |
| 19584 | 14/09/12 | Manawhenua Ki Mōhau | WAIHUI RD/ABEL TAS DRIVE | 7,449.20 | 2,033,301.31 |
| 19585 | 14/09/12 | McFadden McMeeken Phillips | RATES REFUND, 1943046105 | 1,696.50 | 2,034,997.81 |
| 19586 | 14/09/12 | William McLetchie | STAFF WORKSHOP | 80.00 | 2,035,077.81 |
| 19587 | 14/09/12 | Meridian Energy Limited | POWER, AUG 2012 | 76,498.57 | 2,111,576.38 |
| 19588 | 14/09/12 | Marchison Community Rooms | MANAGEMENT COMMITTEE SUBSIDIES | 1,000.00 | 2,112,576.38 |
| 19589 | 14/09/12 | Nelson Tasman Cycle Trails Trust | LOOP HOURS | 26,760.82 | 2,139,337.20 |
| 19590 | 14/09/12 | Nelson Tasman Youth Workers | SUBSCRIPTIONS | 70.00 | 2,139,407.20 |
| 19591 | 14/09/12 | NZHS2012 | CONFERENCE REGISTRATION | 2,300.00 | 2,141,707.20 |
| 19592 | 14/09/12 | NZMA (Nelson Branch) | WORKSHOP REGISTRATION | 35.00 | 2,141,742.20 |
| 19593 | 14/09/12 | RSR Conference 2012 | CONFERENCE REGISTRATION etc | 300.00 | 2,142,042.20 |
| 19594 | 14/09/12 | Safe & Sound Limited | CLOSED CIRCUIT TV SYSTEM | 6,435.40 | 2,148,477.60 |
| 19595 | 14/09/12 | R D Shirley | EXPENSE CLAIM W/E 16/9/12 | 527.85 | 2,149,005.45 |
| 19596 | 14/09/12 | Sicon Limited | CON 927, MOT ASKO MAINT | 1,861.69 | 2,150,867.14 |
| 19597 | 14/09/12 | Skye Construction Limited | CON 843, AUG 2012 | 4,308.47 | 2,155,175.61 |
| 19598 | 14/09/12 | SOLOM 2012 Conference | REGISTRATION, P THOMSON | 1,300.00 | 2,156,475.61 |
| 19599 | 14/09/12 | Avril Stephens | REFUND, DUPLICATE PAYMENT | 1,751.80 | 2,158,227.41 |
| 19600 | 14/09/12 | Glenn Stevens | EXPENSE CLAIM W/E 16/9/12 | 32.00 | 2,158,259.41 |
| 19601 | 14/09/12 | Tasman Civil Limited | QUEEN ST CYCLE TRAIL, PROG #3 | 16,988.63 | 2,195,248.04 |
| 19602 | 14/09/12 | Telecom New Zealand Limited | MOBILE DATA PLAN etc | 2,700.90 | 2,197,948.94 |
| 19603 | 14/09/12 | The University of Auckland | COURSE REGISTRATION | 2,175.25 | 2,200,128.19 |
| 19604 | 14/09/12 | Tiaki Ma Te Taiaro Limited | IWI LIASON PROJECT MANAGEMENT | 20.13 | 2,200,148.32 |
| 19605 | 14/09/12 | A Tomlinson | EXPENSE CLAIM W/E 16/9/12 | 244.20 | 2,200,392.52 |
| 19606 | 14/09/12 | Vailima Orchard Limited | CYCLE TRAIL 9a, WAIHEKA ESTUARY | 2,122.90 | 2,202,515.42 |
| 19607 | 14/09/12 | Tracy Waddington | EXPENSE CLAIM W/E 16/9/12 | 71.60 | 2,202,587.02 |
| 19608 | 14/09/12 | Wahanga Limited | RATES REFUND, PROPERTY SOLD | 337.00 | 2,202,924.02 |
| 19609 | 14/09/12 | Wakatu Incorporation | RATES REFUND, PROPERTY SOLD | 706.40 | 2,203,630.42 |
| 19610 | 20/09/12 | 3M New Zealand Limited | MATERIALS etc | 3,015.50 | 2,207,047.92 |
| 19611 | 20/09/12 | 3rd Eye Facilitation | RIVER VISIONING WORKSHOP | 747.50 | 2,207,795.42 |
| 19612 | 20/09/12 | Abel Tasman Sea Shuttle Limited | WATER TRANSPORT | 464.00 | 2,208,259.42 |
| 19613 | 20/09/12 | ANnote NZ Limited | BARCODES etc | 5,245.15 | 2,213,504.57 |
| 19614 | 20/09/12 | Acrow Limited | SHELLS FOR TEMPORARY SEATS | 667.00 | 2,214,171.57 |
| 19615 | 20/09/12 | Air New Zealand Limited | FLIGHTS | 5,073.07 | 2,219,244.64 |
| 19616 | 20/09/12 | Alan G Kilgour | INK CARTRIDGES AND LINE PARTY | 1,110.00 | 2,220,354.64 |
| 19617 | 20/09/12 | All Books New Zealand | BOOKS etc | 13,406.93 | 2,233,761.57 |
| 19618 | 20/09/12 | Allflow Equipment | MATERIALS | 86.73 | 2,233,848.30 |
| 19619 | 20/09/12 | Alliance Plumbing | REPAIR PUMP CAPACITOR etc | 555.50 | 2,234,403.80 |
| 19620 | 20/09/12 | Allied Locks Limited | PADLOCKS etc | 992.37 | 2,235,396.17 |

| Schedule Of Expenditure | | September12 | Period Ending 30 SEP 12 | Run Time | 2/10/12 | 1 |
|-------------------------|----------|-------------------------------------|---------------------------------|-----------|--------------|---|
| No | Date | Name | Purchase | Amount | Total | |
| 19621 | 20/09/12 | AMS Design Limited | PLAN CHECKING SERVICES | 4,354.19 | 2,239,861.46 | |
| 19622 | 20/09/12 | Anatoki Lodge Motel | ACCOMMODATION S STEEDMAN | 352.40 | 2,240,213.86 | |
| 19623 | 20/09/12 | Andrew Craig Landscape Architect Lt | CB ONL/F STUDY etc | 10,295.60 | 2,250,499.46 | |
| 19624 | 20/09/12 | Animal Health Board Inc | REGION SHARE JULY 12 | 19,927.50 | 2,270,336.96 | |
| 19625 | 20/09/12 | Aquatic Environmental Sciences Ltd | CONSULTANCY FEES | 1,452.30 | 2,271,789.26 | |
| 19626 | 20/09/12 | Armourguard Security Limited | NOISE CONTROL etc | 1,556.21 | 2,273,345.47 | |
| 19627 | 20/09/12 | Armstrongs Tasman Bay | REPAIR LOCKS AND REPLACE HANDLE | 190.10 | 2,275,535.57 | |
| 19628 | 20/09/12 | Arts Council Nelson | COMMUNITY ARTS SERVICE PROVIDER | 4,600.00 | 2,280,135.57 | |
| 19629 | 20/09/12 | Ascent Technology Limited | ADDSR ACROBAT X PRO WIN etc | 1,384.32 | 2,281,519.89 | |
| 19630 | 20/09/12 | Auckland Council | 5 X OPTS MODEMS | 1,380.00 | 2,282,899.89 | |
| 19631 | 20/09/12 | Baylink Motel | SUPPLY OF INTERNET | 53.05 | 2,282,952.94 | |
| 19632 | 20/09/12 | Boys Apparelmaster | TEA TOWELS etc | 603.98 | 2,283,556.92 | |
| 19633 | 20/09/12 | Boys Boating Limited | BOAT MAINTENANCE | 212.75 | 2,283,769.67 | |
| 19634 | 20/09/12 | Boat & West (2006) Limited | REPAIR AIR CON etc | 1,123.32 | 2,284,892.99 | |
| 19635 | 20/09/12 | Bingo Skip Hire Limited | EMPTY MINI SKIP | 140.00 | 2,285,032.99 | |
| 19636 | 20/09/12 | Blacke Fasteners Limited | MATERIALS etc | 136.44 | 2,285,169.43 | |
| 19637 | 20/09/12 | Blackwoods Protector | PAINT | 8.11 | 2,285,177.54 | |
| 19638 | 20/09/12 | Bline Catering | | 255.00 | 2,285,432.54 | |
| 19639 | 20/09/12 | BlueCo Communications Limited | | 32.99 | 2,285,465.53 | |
| 19640 | 20/09/12 | BCC Limited | OXYGEN/CRBON DIOXIDE | 117.92 | 2,285,583.45 | |
| 19641 | 20/09/12 | Boxman Alpha Limited | CONTAINER LEASING | 120.75 | 2,285,704.20 | |
| 19642 | 20/09/12 | Brentwood Hotel Ltd | | 407.10 | 2,286,111.30 | |
| 19643 | 20/09/12 | Bridon New Zealand Limited | MATERIALS | 14.81 | 2,286,126.11 | |
| 19644 | 20/09/12 | Brightwater Properties Limited | LEASE BRIGHTWATER FIRE STATION | 829.73 | 2,286,955.84 | |
| 19645 | 20/09/12 | Building Connexion | PLYWOOD BOXES etc | 861.50 | 2,287,817.34 | |
| 19646 | 20/09/12 | Building Consent Solutions Limited | A/C PROCESSING | 4,085.36 | 2,291,902.72 | |
| 19647 | 20/09/12 | Bulletin.Nob (NZ) Limited | MONTHLY LICENSING FEE | 195.67 | 2,292,098.39 | |
| 19648 | 20/09/12 | Cafe on Oxford | COMMUNITY AWARDS LUNCH etc | 1,342.25 | 2,293,440.64 | |
| 19649 | 20/09/12 | Canopy | SITE VISIT TO CONSIDER SUBDIVIS | 3,001.50 | 2,296,442.14 | |
| 19650 | 20/09/12 | Cawthron Institute | WORK COMPLETED IN JULY 2012 etc | 4,579.60 | 2,301,021.74 | |
| 19651 | 20/09/12 | Central Hawkes Bay District Council | BCR SUMMER HEADINGS 2012 | 3,997.40 | 2,305,019.14 | |
| 19652 | 20/09/12 | Century Yuasa Batteries(NZ)Limited | BATTERY etc | 703.57 | 2,305,722.71 | |
| 19653 | 20/09/12 | Chapman Employment Relations | EMPLOYMENT RELATIONS | 2,213.77 | 2,307,936.48 | |
| 19654 | 20/09/12 | ChemDry Nelson | CLEAN CARPETS AT 1/101 FAIRFAX | 728.25 | 2,308,664.73 | |
| 19655 | 20/09/12 | Chris Alliance | GET MOVING PROJECT | 1,339.80 | 2,310,004.53 | |
| 19656 | 20/09/12 | Chubb New Zealand Limited | HICO CARDS | 1,150.00 | 2,311,154.53 | |
| 19657 | 20/09/12 | CJ Industries | TRANSFER OF HARD FILL FROM BEAC | 3,010.67 | 2,314,165.20 | |
| 19658 | 20/09/12 | Cleaning Technology Nelson | CLEANING PRODUCTS | 83.63 | 2,314,248.83 | |
| 19659 | 20/09/12 | Clearview Cleaning Services | CLEAN/POLISH VINYL FLOOR etc | 547.70 | 2,314,796.53 | |
| 19660 | 20/09/12 | Cogent Limited | SERVICE CONTRACT BILL FOR SEPT | 5,840.85 | 2,320,637.38 | |
| 19661 | 20/09/12 | Collingwood Memorial Hall | JULY/AUGUST SUBSIDY | 615.50 | 2,321,252.88 | |
| 19662 | 20/09/12 | Collingwood Park Motel | ACCOMMODATION | 125.00 | 2,321,377.88 | |
| 19663 | 20/09/12 | Coman Holdings Limited | WAKATU INDUS ESTATE NOC RATES | 747.36 | 2,322,125.24 | |
| 19664 | 20/09/12 | Computer Concepts Limited | REPLACEMENT USB KEY | 114.75 | 2,322,240.00 | |
| 19665 | 20/09/12 | Concrete & Metals Limited | KINA BEACH ADDITIONAL FOOTPATH | 1,947.51 | 2,324,187.51 | |
| 19666 | 20/09/12 | Cooper Hebley Ltd | TDC MOBILE - NEW CASH DRAW | 460.64 | 2,324,648.15 | |
| 19667 | 20/09/12 | Copthorne Hotel | ACCOMMODATION P HILLEARD | 217.50 | 2,324,865.65 | |
| 19668 | 20/09/12 | Corporate Express NZ Limited | PROCESSING SUPPLIES etc | 4,010.21 | 2,328,875.86 | |
| 19669 | 20/09/12 | Coverpoint Limited | DOCUMENT WALLETS | 320.97 | 2,329,196.83 | |
| 19670 | 20/09/12 | Credit Recoveries Limited (Client 1 | DEBT RECOVERY | 623.65 | 2,330,020.48 | |
| 19671 | 20/09/12 | Credit Recoveries Limited (Client 1 | DEBT RECOVERY | 2,526.88 | 2,332,547.36 | |

| Schedule Of Expenditure | | September12 | Period Ending 30 SEP 12 | | Run Time 2/10/12 | 1 |
|-------------------------|----------|-------------------------------------|--------------------------------|-----------|------------------|---|
| No | Date | Name | Purchase | Amount | Total | |
| 19672 | 20/09/12 | Craigton Anderson Property | BESLOP BELLSIDE DAM | 2,983.92 | 2,335,541.71 | |
| 19673 | 20/09/12 | David Bateman Limited | HEAVY VEHICLE ROAD CODE | 99.42 | 2,335,541.13 | |
| 19674 | 20/09/12 | Delta Utility Services Limited | URGENT CABLE LOCATE etc | 608.58 | 2,335,249.71 | |
| 19675 | 20/09/12 | DHI Water and Environment Limited | FLOODWATCH TROUBLESHOOTING | 2,415.00 | 2,338,560.71 | |
| 19676 | 20/09/12 | Discubusters Limited | DISCUBUSTERS DISC PROTECTORS | 364.26 | 2,339,028.97 | |
| 19677 | 20/09/12 | Dixon Automotive 2005 Ltd | VEHICLE REPAIRS etc | 543.79 | 2,339,572.76 | |
| 19678 | 20/09/12 | Dry Crust Publishing & Promotion | ECOFEST 2012 SIGNAGE/PROMO MA | 1,478.29 | 2,341,051.05 | |
| 19679 | 20/09/12 | DSE (NZ) Limited | etc | 44.94 | 2,341,095.99 | |
| 19680 | 20/09/12 | Duke & Cooke Limited | VALUATION WESTPAC BUILDING etc | 3,185.50 | 2,344,281.49 | |
| 19681 | 20/09/12 | Duncan Cotterill | CPA PIPELINE TASMAN VIEW ROAD | 1,393.40 | 2,345,674.89 | |
| 19682 | 20/09/12 | Dusty Diggers | CONTRACT 887 - AUGUST 2012 | 98,968.32 | 2,444,643.22 | |
| 19683 | 20/09/12 | Eagle Technology Group Limited | CUSTOMER SERVICE AGREEMENT CHA | 57.50 | 2,444,700.72 | |
| 19684 | 20/09/12 | Eildex Packaging Group Ltd | RUBBISH BAGS | 7,119.37 | 2,451,820.09 | |
| 19685 | 20/09/12 | EnduraColor Ltd t/a ecards | ID CARD PAUL SHELDON | 8.66 | 2,451,828.95 | |
| 19686 | 20/09/12 | Energy & Technical Services Limited | DATA LOADING | 276.00 | 2,452,104.95 | |
| 19687 | 20/09/12 | ENL | POWER CABLE | 122.22 | 2,452,227.17 | |
| 19688 | 20/09/12 | Entocol Limited | ADVICE ON REGIONAL ANT CONTROL | 97.73 | 2,452,324.90 | |
| 19689 | 20/09/12 | ENVCO | REPAIR OF EQUIPMENT etc | 3,122.83 | 2,455,447.73 | |
| 19690 | 20/09/12 | Enviro Plus Limited | SUPPLY GRAVEL TO DRIVEMAY | 14,266.43 | 2,469,714.16 | |
| 19691 | 20/09/12 | EnviroLink | SEATON VALLEY STREAM MONITORIN | 1,840.00 | 2,471,554.16 | |
| 19692 | 20/09/12 | EnviroWaste | RENTAL CHARGE FOR RWUSE BIN | 22.91 | 2,471,577.07 | |
| 19693 | 20/09/12 | ET Engineering Limited | PIPE AND LABOUR | 83.25 | 2,471,660.32 | |
| 19694 | 20/09/12 | Event Audio | HIRE OF LED LIGHTING | 103.50 | 2,471,763.82 | |
| 19695 | 20/09/12 | Express Couriers Limited | POSTAGE etc | 2,950.19 | 2,474,714.01 | |
| 19696 | 20/09/12 | Eziweb Limited | MONTHLY WEB HOSTING FEE | 25.51 | 2,474,739.52 | |
| 19697 | 20/09/12 | Fairfax New Zealand Ltd | ECOFEST etc | 6,300.32 | 2,481,039.84 | |
| 19698 | 20/09/12 | Fanslow Ball Limited | JEANETTE HOWE etc | 4,140.00 | 2,485,179.84 | |
| 19699 | 20/09/12 | FFP Nelson Marlborough Fire Ltd | FIRE CALL OUT MOT REC CENTRE e | 327.75 | 2,485,507.59 | |
| 19700 | 20/09/12 | Fields Designer Florist | GIFT BASKET FOR ECOFEST etc | 120.00 | 2,485,627.59 | |
| 19701 | 20/09/12 | First Security Guard Services Ltd | STATIC GUARD CASUAL etc | 4,097.56 | 2,489,725.15 | |
| 19702 | 20/09/12 | Flash Electrical Limited | INSTALL POWER POINT @ WOSPER S | 1,432.83 | 2,491,157.96 | |
| 19703 | 20/09/12 | Flaetphone Limited | FLEETPHONE RADIO SERVICE CHARG | 1,135.66 | 2,492,293.64 | |
| 19704 | 20/09/12 | Fletcher Distribution Limited | SUPPLIES etc | 1,623.37 | 2,493,917.01 | |
| 19705 | 20/09/12 | Fletcher Vautier Moore | LEGAL COSTS, AUG 2012 etc | 90,298.21 | 2,584,215.22 | |
| 19706 | 20/09/12 | Fresh Choice Takaka | SANITARY SUPPLIES etc | 62.24 | 2,584,283.46 | |
| 19707 | 20/09/12 | Fuji Xerox NZ Limited | PHOTOCOPIER CHARGES | 18,854.46 | 2,603,147.92 | |
| 19708 | 20/09/12 | Fulton Hogan Limited | CULVERT MARKERS etc | 952.32 | 2,604,100.24 | |
| 19709 | 20/09/12 | Funding Information Service Inc | FUNDVIEW ANNUAL SUB etc | 1,964.20 | 2,606,064.44 | |
| 19710 | 20/09/12 | GB Weekly | ADVERTISING etc | 271.90 | 2,606,336.34 | |
| 19711 | 20/09/12 | Gen-1 | etc | 12,169.30 | 2,618,505.64 | |
| 19712 | 20/09/12 | Geographic Business Solutions | SUPPORT WRK FOR AUGUST | 1,610.00 | 2,620,115.64 | |
| 19713 | 20/09/12 | Golden Bay Community Workers Incorp | CREATIVE COMMUNITY FUNDING etc | 3,095.71 | 2,623,211.35 | |
| 19714 | 20/09/12 | Golden Bay Garden Centre | LAURALEE DUFF BOUQUET etc | 145.00 | 2,623,356.35 | |
| 19715 | 20/09/12 | Golden Bay Hammer Hardware | COMPOST BIN VOUCHER | 30.00 | 2,623,386.35 | |
| 19716 | 20/09/12 | Golden Bay Rubbish | BIN COLLECTION etc | 720.00 | 2,624,106.35 | |
| 19717 | 20/09/12 | Goldpine Industries Limited | FENCING SUPPLIES etc | 8,246.45 | 2,632,352.80 | |
| 19718 | 20/09/12 | Gourmet Catering | | 285.00 | 2,632,637.80 | |
| 19719 | 20/09/12 | Hamish Stuart Transport | TRANSPORT SERVICES | 201.46 | 2,632,842.26 | |
| 19720 | 20/09/12 | HarperCollins Publishers (NZ) Ltd | BOOK | 20.79 | 2,632,863.05 | |
| 19721 | 20/09/12 | Harte Meadow Fresh Distributors Ltd | MILK etc | 959.92 | 2,633,822.97 | |
| 19722 | 20/09/12 | Hays Plumbing Services Limited | 12R/32 WOSPER ST TUB TAP JOB e | 531.84 | 2,634,754.81 | |

| Schedule Of Expenditure | | September12 | Period Ending 30 SEP 12 | Run Time | 2/10/12 | 1 |
|-------------------------|----------|-------------------------------------|---------------------------------|------------|--------------|---|
| I No | Date | Name | Purchase | Amount | Total | |
| 9723 | 20/09/12 | Hirefirst | TRACTOR HIRE | 617.44 | 2,635,372.25 | |
| 9724 | 20/09/12 | Hirequip Limited | BOCPREST HIRE | 30,020.20 | 2,665,392.45 | |
| 9725 | 20/09/12 | Hodder Consulting Limited | TOILET BLOCK NOT SPORTS PARK | 797.18 | 2,666,189.63 | |
| 9726 | 20/09/12 | Hope Recreation Reserve | HALL HIRE JULY, AUGUST 2012 | 1,345.00 | 2,667,535.63 | |
| 9727 | 20/09/12 | Hubert Joan Waagen | BOCPREST FLOORING SERVICES | 138.00 | 2,667,673.63 | |
| 9728 | 20/09/12 | Huxford Plumbing Services Ltd | WORK COMPLETED NEAR MURCH HOSP | 113.07 | 2,667,786.70 | |
| 9729 | 20/09/12 | Hynds Pipe Systems Limited | CHALLIES ISLD WETLAND DEVELOPM | 7,383.00 | 2,675,169.70 | |
| 9730 | 20/09/12 | Ideal Electrical Suppliers | MATERIALS etc | 880.60 | 2,676,050.30 | |
| 9731 | 20/09/12 | Identimark Solutions | USMARK YELLOW BRIDGE SIGN | 280.40 | 2,676,330.70 | |
| 9732 | 20/09/12 | IMB Construction Limited | REEROOFING MAMA WHARF BUILDING | 19,313.90 | 2,695,644.20 | |
| 9733 | 20/09/12 | Impressions | COMMUNITY AWARDS CERTIFICATES | 353.70 | 2,695,997.90 | |
| 9734 | 20/09/12 | Indac Limited | MATERIALS etc | 2,377.48 | 2,698,375.38 | |
| 9735 | 20/09/12 | IndeServe Limited | REPLACEMENT FILL RIBBON | 12.59 | 2,698,387.97 | |
| 9736 | 20/09/12 | Industrial Marine Electrical | RABBIT IS MWPS MONTHLY CHARGE | 1,013.15 | 2,699,401.12 | |
| 9737 | 20/09/12 | Infield Engineers Ltd | MAKE BRACKETS | 289.58 | 2,699,690.70 | |
| 9738 | 20/09/12 | Inland Revenue Dept - Paye | PAY DEDN Tax Deductions etc | 198,052.49 | 2,897,743.19 | |
| 9739 | 20/09/12 | Integrated Technology Solutions Ltd | MONTHLY FEES | 80.50 | 2,897,823.69 | |
| 9740 | 20/09/12 | IQuest (NS) Limited | MONTHLY GPS DATA CHARGES etc | 950.41 | 2,898,774.10 | |
| 9741 | 20/09/12 | Jacks Tyre & Performance Limited | PUNCTURE REPAIR | 23.00 | 2,898,797.10 | |
| 9742 | 20/09/12 | James Cook | ACCOMMODATION D BUSH-KING etc | 1,019.00 | 2,899,816.10 | |
| 9743 | 20/09/12 | Jasmod Holdings Limited | PEST TREATMENT MOT LIBRARY | 322.00 | 2,900,138.10 | |
| 9744 | 20/09/12 | JBL Environmental Limited | RELOCATION OF AGRICHEMICALS | 895.95 | 2,901,034.05 | |
| 9745 | 20/09/12 | Jerram Tocker Baron Architects | INTENSIFICATION DRAWINGS | 600.88 | 2,861,634.93 | |
| 9746 | 20/09/12 | JR Events Limited | SERVICES FOR ECOFEET | 7,074.28 | 2,868,709.21 | |
| 9747 | 20/09/12 | Kaitiaki O Ngahere Ltd | PEST CONTROL RESERVOIR CREEK R | 1,035.00 | 2,869,744.21 | |
| 9748 | 20/09/12 | Kana Cliffs Limited | | 287.50 | 2,870,031.71 | |
| 9749 | 20/09/12 | Knappa Lawyers | LEGAL ADVICE PUCH/RANSAU RD | 461.60 | 2,870,493.31 | |
| 9750 | 20/09/12 | KONE Elevators Pty Ltd | SERVICE FEE etc | 1,380.00 | 2,871,873.31 | |
| 9751 | 20/09/12 | Land Information New Zealand | LICENSING PER LONDONLINE etc | 1,147.00 | 2,873,020.31 | |
| 9752 | 20/09/12 | Laser Electrical Nelson | REPAIR ELEMENT ON RANGE | 163.20 | 2,873,183.51 | |
| 9753 | 20/09/12 | Lazers Edge | MAINTENANCE CONTRACT AUGUST 20 | 352.94 | 2,873,536.45 | |
| 9754 | 20/09/12 | Lifestyle Hire 2007 Limited | SERVICE PORTA-LOO | 52.84 | 2,873,589.29 | |
| 9755 | 20/09/12 | Link Market Services Limited | MONTHLY MAINTENANCE FEE | 162.71 | 2,873,752.00 | |
| 9756 | 20/09/12 | Local Authority Property Associatio | REGISTRATION FEE S MATHIESON e | 6,164.00 | 2,879,916.00 | |
| 9757 | 20/09/12 | Local Government NE | | 1,495.00 | 2,881,411.00 | |
| 9758 | 20/09/12 | Maccafferri New Zealand Limited | MATERIALS etc | 6,104.20 | 2,887,515.20 | |
| 9759 | 20/09/12 | Marketing Essentials Limited | BADGERS FOR ECOFEET | 1,791.70 | 2,889,306.90 | |
| 9760 | 20/09/12 | Mastertrade Limited | MATERIALS etc | 363.73 | 2,889,670.63 | |
| 9761 | 20/09/12 | Mataki Motel Limited | ACCOMMODATION V THATCHER etc | 393.00 | 2,890,063.63 | |
| 9762 | 20/09/12 | Matthews Eyewear Dyecare | | 54.00 | 2,890,117.63 | |
| 9763 | 20/09/12 | McCraes Blinds & Screens | REPAIR/INSTALL ROMAN BLINDS | 330.00 | 2,890,447.63 | |
| 9764 | 20/09/12 | MediaWorks Radio Nelson | ADVERTISING - RATES REPRATE etc | 5,072.54 | 2,895,520.17 | |
| 9765 | 20/09/12 | Meridian Energy Limited | WAIMERA MAIN PUMP ADJUST etc | 23,033.20 | 2,918,553.37 | |
| 9766 | 20/09/12 | Meteorological Service NE Limited | SUPPLY OF METCONNECT | 152.38 | 2,918,705.75 | |
| 9767 | 20/09/12 | Michael North | BIODIVERSITY ADVICE | 13,166.35 | 2,931,872.10 | |
| 9768 | 20/09/12 | Ministry of Justice | JULY 2012 DLA FEES | 1,445.07 | 2,933,317.17 | |
| 9769 | 20/09/12 | Mitre 10 Mega Nelson | MATERIALS etc | 1,180.11 | 2,934,497.28 | |
| 9770 | 20/09/12 | Modica Group Limited (One Squared) | ISP BILLING | 17.25 | 2,934,514.53 | |
| 9771 | 20/09/12 | Motueka Community House | VEHICLE HIRE 5TH AUGUST | 20.00 | 2,934,534.53 | |
| 9772 | 20/09/12 | Mount Campbell Communications Limit | RNC CONNECTOR | 9.78 | 2,934,544.31 | |
| 9773 | 20/09/12 | Mount Campbell Networks Limited | MONTHLY SITE FEES etc | 5,688.81 | 2,940,233.12 | |

| Schedule Of Expenditure | | September12 | Period Ending 30 SEP 12 | | Run Time 2/10/12 | 1 |
|-------------------------|----------|-------------------------------------|---------------------------------|------------|------------------|---|
| No | Date | Name | Purchase | Amount | Total | |
| 9774 | 20/09/12 | Moutere Hills Community Centre Inc | DELIVERY OF COMMUNITY REC IN M | 27,600.00 | 2,967,833.12 | |
| 9775 | 20/09/12 | Murchison Transport Limited | WEIGHBRIDGE etc | 169.05 | 2,968,002.17 | |
| 9776 | 20/09/12 | Walder Surveys Limited | LAND/EASEMENT ACQUISITION SURV | 17,106.25 | 2,985,108.42 | |
| 9777 | 20/09/12 | Napier Computer Systems | CONSULTANT SUPPORT etc | 4,715.47 | 2,989,823.89 | |
| 9778 | 20/09/12 | Nelmac | SPEED PAST SCHOOL BUS SIGNS et | 400.67 | 2,990,224.56 | |
| 9779 | 20/09/12 | Nelson City Council | NEWS MONTHLY CONTRIBUTION JUL | 150,561.40 | 3,146,785.96 | |
| 9780 | 20/09/12 | Nelson Commercial Realty Ltd | NEWSPAPER AD | 732.31 | 3,147,518.27 | |
| 9781 | 20/09/12 | Nelson Environment Centre | WASTE EDUCATION SERVICES AUGUS | 2,778.20 | 3,150,296.47 | |
| 9782 | 20/09/12 | Nelson Events | MERCHANDISE | 124.60 | 3,150,421.07 | |
| 9783 | 20/09/12 | Nelson Historical Society Inc | HISTORICAL SOCIETY JOURNAL | 12.00 | 3,150,433.07 | |
| 9784 | 20/09/12 | Nelson Regional Economic | OP GRANT REMAINDER 1ST QUARTER | 2,783.84 | 3,153,217.01 | |
| 9785 | 20/09/12 | Nelson Rowing Club Inc | PARTICIPATION IN 2012 ROWING | 1,495.00 | 3,154,712.01 | |
| 9786 | 20/09/12 | Nelson Sound Systems Limited | EQUIPMENT HIRE | 2,461.00 | 3,157,173.01 | |
| 9787 | 20/09/12 | New Zealand Couriers | POSTAGE | 712.38 | 3,157,885.39 | |
| 9788 | 20/09/12 | New Zealand Post | POSTAGE etc | 15,930.83 | 3,173,816.22 | |
| 9789 | 20/09/12 | Nicholas Davidson QC | INDUSTRIAL WATER USERS AUGUST | 36,800.00 | 3,210,616.22 | |
| 9790 | 20/09/12 | NINA Instrument Systems | SOLAR PANEL REGULATOR etc | 759.70 | 3,211,375.92 | |
| 9791 | 20/09/12 | Noel Leeming | etc | 1,573.12 | 3,212,949.04 | |
| 9792 | 20/09/12 | NS Rogers Limited | SERVICE STEEL CHAINSAW etc | 297.51 | 3,213,246.55 | |
| 9793 | 20/09/12 | NV Miller Limited | PETROL | 174.03 | 3,213,420.58 | |
| 9794 | 20/09/12 | NZ Fire Service Commission | FALSE ALARM CHARGE NOT REC DEN | 1,150.00 | 3,214,570.58 | |
| 9795 | 20/09/12 | NZ Safety Limited | SAFETY GEAR etc | 846.71 | 3,215,417.29 | |
| 9796 | 20/09/12 | NZ Transport Agency | RENT LOWER QUEEN ST etc | 2,414.72 | 3,217,832.01 | |
| 9797 | 20/09/12 | NZHS2012 | REGISTRATION FOR WATER CONFERE | 680.00 | 3,218,512.01 | |
| 9798 | 20/09/12 | Ocal Consultants NZ Limited | MAMA PONTOON CONTRACT etc | 3,790.86 | 3,222,302.87 | |
| 9799 | 20/09/12 | OfficeMax | LIBRARY SUPPLIES etc | 10,070.98 | 3,232,373.85 | |
| 9800 | 20/09/12 | Officeplan | REPLACEMENT WHEELS etc | 92.00 | 3,232,465.85 | |
| 9801 | 20/09/12 | Online Security Services | PAPER SHREDDING | 141.46 | 3,232,607.31 | |
| 9802 | 20/09/12 | Opus | TDC CONTRACT 624 etc | 3,070.50 | 3,235,677.81 | |
| 9803 | 20/09/12 | Opus International Consultants Ltd | UPDATE AND INHANCE DOCUMENT CD | 10,028.36 | 3,245,706.17 | |
| 9804 | 20/09/12 | Orbit Corporate Travel | FLIGHTS R KEMPTEOWN etc | 9,477.21 | 3,255,183.38 | |
| 9805 | 20/09/12 | Otis Elevator Company Limited | MAINTENANCE CHARGE | 1,375.84 | 3,256,559.22 | |
| 9806 | 20/09/12 | Paper Plus Motueka | STAPLES etc | 30.97 | 3,256,590.19 | |
| 9807 | 20/09/12 | Paper Plus The Mall | MAGS FOR THE WEEK etc | 1,903.12 | 3,258,493.31 | |
| 9808 | 20/09/12 | Pest Management Services Ltd | RODENT BAIT | 105.48 | 3,258,598.79 | |
| 9809 | 20/09/12 | Peter Barrett | CHECK WATERPUMP COLLINGWOOD CA | 52.00 | 3,258,650.79 | |
| 9810 | 20/09/12 | PF Olsen Limited | PROFESSIONAL SERVICES FOR RAB | 52,476.59 | 3,311,127.38 | |
| 9811 | 20/09/12 | PGG Wrightson Limited | SUPPLIES etc | 2,987.42 | 3,314,114.80 | |
| 9812 | 20/09/12 | Pipework 2007 Limited | SUPPLIES | 174.47 | 3,314,289.27 | |
| 9813 | 20/09/12 | Pools, Spas & Essentials | MAINTENANCE SUNDAIL SQUARE JUL | 300.60 | 3,314,589.87 | |
| 9814 | 20/09/12 | Port-A-Loo Nelson Limited | PORTALOO HIRE etc | 920.00 | 3,315,509.87 | |
| 9815 | 20/09/12 | Prinhouse | NEWSLINE etc | 19,386.37 | 3,334,896.24 | |
| 9816 | 20/09/12 | Programmed Maintenance Services(NZ) | PAINT PROGRAMME PUBLIC TOILET P | 4,515.50 | 3,339,411.74 | |
| 9817 | 20/09/12 | ProjectPartner.com Limited | CARS CREATED IN TRIPBCTA | 885.50 | 3,340,297.24 | |
| 9818 | 20/09/12 | Qtech Data Systems Limited | WEEKLY MAINTENANCE AUG 2012 | 345.00 | 3,340,642.24 | |
| 9819 | 20/09/12 | R W Jakkett | BACKFILL RETAINING WALL etc | 4,617.25 | 3,345,259.49 | |
| 9820 | 20/09/12 | Radio Nelson | TDC ADVERTISING CHRIS CHEAT et | 2,394.87 | 3,347,654.36 | |
| 9821 | 20/09/12 | Rakino Publishing Limited | BACKORDER | 71.99 | 3,347,726.35 | |
| 9822 | 20/09/12 | RAMS Software Limited | HOSTING SERVICE AUGUST 2012 | 266.22 | 3,347,992.57 | |
| 9823 | 20/09/12 | Randor House New Zealand | SEP BOOK PRIZES | 435.21 | 3,348,427.78 | |
| 9824 | 20/09/12 | RDT Pacific Limited | RICHMOND OFFICE EXTENSION etc | 9,487.50 | 3,357,915.28 | |

| Module Of Expenditure | September12 | Period Ending 30 SEP 12 | Run Time | 2/10/12 | 1 |
|-----------------------|-------------|------------------------------------|---------------------------------|------------|--------------|
| I No | Date | Name | Purchase | Amount | Total |
| 19825 | 20/09/12 | Redbox Architects Limited | ZDC MAIN OFFICE STRENGTHENING/R | 7,139.70 | 3,364,983.16 |
| 19826 | 20/09/12 | Rentokil Initial Ltd | HYGIENE SERVICES etc | 19,823.79 | 3,384,806.95 |
| 19827 | 20/09/12 | Richmond Fresh Choice | GROCERIES etc | 512.04 | 3,385,316.99 |
| 19828 | 20/09/12 | Richmond Health Centre Ltd | etc | 134.00 | 3,385,452.99 |
| 19829 | 20/09/12 | Richmond Hire Limited | POST HOLE DRILLER etc | 116.75 | 3,385,569.74 |
| 19830 | 20/09/12 | Richmond Liquor Centre | DRINKS FOR OUTSTANDING AWARDS | 167.90 | 3,385,737.64 |
| 19831 | 20/09/12 | Richmond Locks & Alarms | REPAIR DOOR COMP SERVICES etc | 1,088.14 | 3,386,825.78 |
| 19832 | 20/09/12 | Richmond Mall | GIFT VOUCHER | 50.00 | 3,386,875.78 |
| 19833 | 20/09/12 | Richmond Office Products Depot | HI VIS VESTS etc | 252.53 | 3,387,128.31 |
| 19834 | 20/09/12 | Richmond Pak'nSave | | 36.59 | 3,387,164.90 |
| 19835 | 20/09/12 | Richmond Service Lens | REPAIRS etc | 5,266.40 | 3,392,431.30 |
| 19836 | 20/09/12 | RJ Cooke Motors Limited | WORK ON INLET AND EASTERN WALK | 315.10 | 3,392,746.40 |
| 19837 | 20/09/12 | RJ Hill Laboratories Limited | SAMPLES etc | 2,284.26 | 3,395,000.66 |
| 19838 | 20/09/12 | Robert Lewis Landscape | COAST CARE MOTUPIPI SPIT etc | 14,501.41 | 3,409,502.07 |
| 19839 | 20/09/12 | Rock Security & Electrical | SERVICE SECURITY SYSTM MAPUA L | 124.20 | 3,409,626.27 |
| 19840 | 20/09/12 | Rockgas Nelson | LPG | 18.23 | 3,409,644.50 |
| 19841 | 20/09/12 | Roger Cron Plumbing Ltd | REPAIR TOILETS | 104.50 | 3,409,749.00 |
| 19842 | 20/09/12 | Rural Fire Network Limited | NEW SIREN CONTROL BOARD etc | 2,266.93 | 3,412,015.93 |
| 19843 | 20/09/12 | Rural Property Numbering | RAPID NUMBER PLATES | 148.35 | 3,412,164.28 |
| 19844 | 20/09/12 | Rzaska Electrical Limited | REPAIR WAKEFIELD FOXGLOO | 69.00 | 3,412,233.28 |
| 19845 | 20/09/12 | Safe & Sound Limited | MONTHLY FIRE ALARM TEST | 99.04 | 3,412,332.32 |
| 19846 | 20/09/12 | Safe Site Fencing | FENCING HIRE etc | 3,968.81 | 3,416,301.13 |
| 19847 | 20/09/12 | SBL Group Limited | DAILY BUS CHARTER MBUS etc | 2,511.60 | 3,418,812.73 |
| 19848 | 20/09/12 | Sepdisan Liquid Waste | SERVICE PUBLIC TOILETS etc | 15,974.59 | 3,434,787.32 |
| 19849 | 20/09/12 | SGS New Zealand Limited | SAFE SHIP MGMT CERT RENEWAL | 1,334.00 | 3,436,121.32 |
| 19850 | 20/09/12 | Sicon Limited | TASMAN CLAIM, AUG 2012 etc | 291,062.71 | 3,727,184.03 |
| 19851 | 20/09/12 | Sicon Limited | MAPUA WHARF CLEAN TOILETS etc | 1,186.42 | 3,728,370.45 |
| 19852 | 20/09/12 | Sicon Limited | BOBY BAY OLD MILL WALKWAY STEP | 411.42 | 3,728,781.87 |
| 19853 | 20/09/12 | Signz n Graphix Limited | WOMENS TOILET SIGNS etc | 537.95 | 3,729,319.82 |
| 19854 | 20/09/12 | Silent One Limited | SILENT ONE CONSULTING SUPPORT | 460.00 | 3,729,779.82 |
| 19855 | 20/09/12 | Silverstripe | | 11,212.50 | 3,741,092.32 |
| 19856 | 20/09/12 | Simpson Grierson | RATES RESOLUTION 05/07 | 546.25 | 3,741,638.57 |
| 19857 | 20/09/12 | Sinclair Knight Merz | FLOOD MODELLING BRIGHTWATER/WF | 11,201.00 | 3,752,839.57 |
| 19858 | 20/09/12 | Smiths City Limited | VAC PAC BAGS | 27.18 | 3,752,866.75 |
| 19859 | 20/09/12 | SMX Limited | INGROUND/OUTBOUND SCRUBBING | 322.00 | 3,753,188.75 |
| 19860 | 20/09/12 | Soil & Health Assn (NZ) Inc | ORGANIC NZ MEMBERSHIP RENEWAL | 115.00 | 3,753,303.75 |
| 19861 | 20/09/12 | Sollys Freight (1978) Limited | WAINUI STREAM etc | 48,489.16 | 3,801,792.91 |
| 19862 | 20/09/12 | South Island Screen Printers | 'GET MOVING' SIGN | 227.13 | 3,802,020.04 |
| 19863 | 20/09/12 | Southern Cross MedicalCare Society | SUBSIDISED AUGUST 2012 etc | 11,429.52 | 3,813,449.56 |
| 19864 | 20/09/12 | Speedy Print | CULTURAL HERITAGE MAPS etc | 7,578.44 | 3,821,028.00 |
| 19865 | 20/09/12 | Speedy Signs Nelson | ROAD SAFETY SIGN | 230.00 | 3,821,258.00 |
| 19866 | 20/09/12 | Standards New Zealand | WATERLESS COMPOST TOILETS etc | 470.60 | 3,821,728.60 |
| 19867 | 20/09/12 | Steve Richards | 1 x ARTHUR'S PAST | 24.95 | 3,821,753.55 |
| 19868 | 20/09/12 | Stihl Shop TM Motueka | FILE ROUND | 16.30 | 3,821,769.85 |
| 19869 | 20/09/12 | Strategic Pay Limited | REMUNERATION ADVICE | 278.76 | 3,822,048.61 |
| 19870 | 20/09/12 | Sunrise Cleaning Services Nelson | MONTHLY CLEANING etc | 19,036.92 | 3,841,085.53 |
| 19871 | 20/09/12 | Sunset Valley Vineyard Limited | RESERVES PLANNING RM120280 | 702.00 | 3,841,807.53 |
| 19872 | 20/09/12 | Takaka Service Station Limited | SERVICE AND TYRE ROTATION etc | 244.00 | 3,842,111.53 |
| 19873 | 20/09/12 | Take Note Takaka | INK CARTRIDGES etc | 177.61 | 3,842,289.14 |
| 19874 | 20/09/12 | Tapawera Area School | LIBRARIAN SALARY REIMBURSEMENT | 5,750.94 | 3,848,039.18 |
| 19875 | 20/09/12 | Tasbay Security 2006 | NIGHT PATROLS | 1,485.06 | 3,849,524.24 |

| Schedule of Expenditure | | September12 | Period Ending 30 Sep 12 | Run Time 2/10/12 | 1 |
|-------------------------|----------|-------------------------------------|--------------------------------|------------------|--------------|
| I No | Date | Name | Purchase | Amount | Total |
| 9876 | 20/09/12 | Tasman Broadcasting Trust | TDC LOWDOWN | 164.00 | 3,849,689.24 |
| 9877 | 20/09/12 | Tasman Leisure Limited | SUBSIDY FOR ASB POOL FOR SEPT | 26,823.41 | 3,876,512.65 |
| 9878 | 20/09/12 | Tasman Projects Limited | SEISMIC ASSESSMENTS OF BULLFIN | 2,208.00 | 3,878,720.65 |
| 9879 | 20/09/12 | Tasman Regional Sports Trust | WAY2GO CONTRACT etc | 47,190.06 | 3,925,910.71 |
| 9880 | 20/09/12 | Tasman Whiteware Limited | REPAIR FAULTY OVEN 1/346 QUEEN | 178.80 | 3,926,089.51 |
| 9881 | 20/09/12 | Taylor Contracting Limited | LITTLE PONEROA etc | 8,027.13 | 3,934,116.64 |
| 9882 | 20/09/12 | Telecom New Zealand Limited | TAKAKA etc | 941.21 | 3,935,057.85 |
| 9883 | 20/09/12 | Telfer Young (Nelson) Limited | ROAD REALIGNMENT etc | 8,797.50 | 3,943,855.35 |
| 9884 | 20/09/12 | Ten Events Limited | EVENT FUNDING AND MARKET SUPPO | 4,600.00 | 3,948,455.35 |
| 9885 | 20/09/12 | TenderLink.com Limited | SUPPLIER PLANS etc | 1,558.25 | 3,950,013.60 |
| 9886 | 20/09/12 | The Copy Press Limited | TRMP UPDATE | 6,827.60 | 3,956,841.20 |
| 9887 | 20/09/12 | The EnviroSchools Foundation | ENVIROSCHOOLS RESOURCES | 132.83 | 3,956,974.03 |
| 9888 | 20/09/12 | The Fishing Paper & NE Hunting News | ADVERTISING - BUDGET AD | 199.75 | 3,957,163.78 |
| 9889 | 20/09/12 | The Guardian Newspaper | CLASSIFIEDS | 3,772.00 | 3,960,935.78 |
| 9890 | 20/09/12 | The Internet Kiosk Specialist Ltd | 60 MIN VOUCHERS | 60.00 | 3,960,995.78 |
| 9891 | 20/09/12 | The Junction Hotel | ACCOMMODATION K MRIGHT | 96.50 | 3,961,092.28 |
| 9892 | 20/09/12 | The Leaf Company Ltd | NON STRIP BEHIND MOT SKATE PAR | 57.50 | 3,961,149.78 |
| 9893 | 20/09/12 | The Library Supply Co Limited | CD'S etc | 2,407.81 | 3,963,557.59 |
| 9894 | 20/09/12 | the pacific.net Limited | WIMAX METRO HEAVY | 281.69 | 3,963,839.28 |
| 9895 | 20/09/12 | The Property Group Limited | RD LEGUSTN 98 VALLEY RD etc | 7,292.15 | 3,971,131.43 |
| 9896 | 20/09/12 | Thirtebble Nurseries | PLANTS FOR RD RESERVE POHARA V | 1,003.73 | 3,972,135.16 |
| 9897 | 20/09/12 | Tiaki Te Taiao Limited | INI MONITORING RINAKA/KAITERIT | 4,366.81 | 3,976,501.97 |
| 9898 | 20/09/12 | Titoki Nursery | PLANTS etc | 33,672.08 | 4,010,174.05 |
| 9899 | 20/09/12 | Tom Croos Fish & Wildlife Services | SUPPORT FOR TDC STAND AT SCOPE | 405.43 | 4,010,579.48 |
| 9900 | 20/09/12 | Tonkin & Taylor Limited | IMAP JACKETT ISLAND JULY 2012 | 7,745.03 | 4,018,324.51 |
| 9901 | 20/09/12 | Tony's Engineering | FLYING FOX REPAIRS MCKEE RESER | 3,898.07 | 4,022,222.58 |
| 9902 | 20/09/12 | Tourism Nelson Tasman Ltd | PUBLIC TOILETS POWER CONTRIBUT | 276.00 | 4,022,502.58 |
| 9903 | 20/09/12 | Tourism Transport Limited | TRANSPORT FOR STEVENS | 24.00 | 4,022,526.58 |
| 9904 | 20/09/12 | Town & Around Rubbish | RIN HIRE | 36.00 | 4,022,562.58 |
| 9905 | 20/09/12 | Transpacific Waste Management | WEEKLY P/UP | 424.16 | 4,022,986.74 |
| 9906 | 20/09/12 | Treescape | TRIM TREES RICHMOND etc | 4,476.37 | 4,027,463.11 |
| 9907 | 20/09/12 | Triple One Care Limited | | 119.11 | 4,027,582.22 |
| 9908 | 20/09/12 | Tuffnell Limited | PIPE etc | 1,008.67 | 4,028,590.89 |
| 9909 | 20/09/12 | Tuhi Tuhi Communications | ANNUAL SUBSCRIPTION TAKOA | 165.00 | 4,028,755.89 |
| 9910 | 20/09/12 | Tyrella Orchards Limited | DIGGER HIRE | 300.15 | 4,029,056.04 |
| 9911 | 20/09/12 | Ulverscroft Large Print | BOOKS | 1,119.92 | 4,030,175.96 |
| 9912 | 20/09/12 | Vehicle Testing NZ Limited (VINZ) | COF AXLE | 175.00 | 4,030,350.96 |
| 9913 | 20/09/12 | Victory Community Health Centre | W2GO COMMUNITY PROGRAMME | 11,500.00 | 4,041,850.96 |
| 9914 | 20/09/12 | Village Cafe | CATERING FOR CORPORATE SERVICE | 582.80 | 4,042,433.76 |
| 9915 | 20/09/12 | Vision New Zealand Ltd | KINA BEACH ACCRETION CLAIM | 1,235.00 | 4,043,668.76 |
| 9916 | 20/09/12 | Vodafone | CELL PHONE CHARGES etc | 2,705.94 | 4,046,374.70 |
| 9917 | 20/09/12 | Waikea Electrical Ltd | REPLACE LIGHTS etc | 3,361.93 | 4,049,736.63 |
| 9918 | 20/09/12 | Waikea Print Limited | POST MANAGEMENT POSTERS etc | 2,158.56 | 4,051,895.19 |
| 9919 | 20/09/12 | Waikea Rural Fire Committee | FIRE MGMT SERVICES SEP 2012 | 22,626.25 | 4,074,521.44 |
| 9920 | 20/09/12 | Waikea Weekly Limited | NEWSLINES | 4,100.90 | 4,078,622.34 |
| 9921 | 20/09/12 | Waitapu Engineering Limited | REPAIR WIGWAG LADDER | 1,915.95 | 4,080,538.29 |
| 9922 | 20/09/12 | Waitapu Retail Limited | EAR MUFFS | 57.50 | 4,080,595.79 |
| 9923 | 20/09/12 | Wellington Community Law Centre | COMMUNITY IAN MANUAL | 600.00 | 4,081,195.79 |
| 9924 | 20/09/12 | Westbank Natives | PLANTS FOR INLET WALKWAY | 1,874.50 | 4,083,070.29 |
| 9925 | 20/09/12 | Westside Motels Limited | ACCOMMODATION G STEVENS | 350.00 | 4,083,420.29 |
| 9926 | 20/09/12 | Whitcoulls 2011 Limited | BOOKS | 173.85 | 4,083,594.14 |

| Schedule Of Expenditure | | September12 | Period Ending 30 SEP 12 | Run Time | 2/10/12 | 11 |
|-------------------------|----------|-----------------------------------|---------------------------------|------------|--------------|----|
| No | Date | Name | Purchase | Amount | Total | |
| 9927 | 20/09/12 | Wilkins & Field Mitre 10 Motuoka | MATERIALS etc | 87.62 | 4,083,695.76 | |
| 9928 | 20/09/12 | Wormald | SERVICE OF EQUIPMENT AT COLLING | 1,256.95 | 4,084,952.61 | |
| 9929 | 20/09/12 | Yellow Pages Group Limited | YELLOW ONLINE etc | 138.00 | 4,085,090.61 | |
| 9930 | 20/09/12 | Seacom Limited | MONTHLY MAINTENANCE etc | 2,014.00 | 4,087,104.61 | |
| 9931 | 21/09/12 | E B Brown | DOG REFUND | 22.50 | 4,087,127.11 | |
| 9932 | 21/09/12 | Mary Butler | EXPENSE CLAIM W/E 21.09.12 etc | 120.75 | 4,087,247.86 | |
| 9933 | 21/09/12 | Cameron John Burton | NURSERY WORK | 593.30 | 4,087,841.16 | |
| 9934 | 21/09/12 | Carter Holt Harvey Wood Products | OVERPAID RATES | 35.70 | 4,087,877.86 | |
| 9935 | 21/09/12 | Ching Contracting Limited | CONTRACT 824 AUG 12 | 8,214.68 | 4,096,092.54 | |
| 9936 | 21/09/12 | CT Industries | CONTRACT 860 AUG 12 | 61,690.39 | 4,157,782.93 | |
| 9937 | 21/09/12 | Control Services (Nelson) Limited | CONTRACTING SERVICES AUG 12 | 29,510.20 | 4,187,301.13 | |
| 9938 | 21/09/12 | Couplands | MORNING TEA etc | 95.93 | 4,187,397.06 | |
| 9939 | 21/09/12 | G J Currow | EXPENSE CLAIM W/E 23.09.12 | 62.49 | 4,187,459.55 | |
| 9940 | 21/09/12 | Peter Darlington | EXPENSE CLAIM W/E 23.09.12 etc | 200.60 | 4,187,660.15 | |
| 9941 | 21/09/12 | Warren Dean | DOG REFUND | 37.50 | 4,187,697.65 | |
| 9942 | 21/09/12 | Nicola Deane | OVERPAID WATER RATES FOR TENAN | 98.00 | 4,187,795.65 | |
| 9943 | 21/09/12 | Sarah Downs | EXPENSE CLAIM W/E 23.09.12 | 91.00 | 4,187,886.65 | |
| 9944 | 21/09/12 | A Fletcher | EXPENSE CLAIM W/E 23.09.12 | 285.46 | 4,188,172.11 | |
| 9945 | 21/09/12 | Fletcher Vautier Moore Trust N/C | OVERPAYMENT OF WATER ACCOUNT | 426.20 | 4,188,598.31 | |
| 9946 | 21/09/12 | Kaye Gibbs | DOG REFUND | 25.00 | 4,188,623.31 | |
| 9947 | 21/09/12 | Sandra Guthrie | DOG REFUND | 22.50 | 4,188,645.81 | |
| 9948 | 21/09/12 | Brian Jones | OVERPAID RATES | 1,208.20 | 4,189,854.01 | |
| 9949 | 21/09/12 | Tom Kennedy | EXPENSE CLAIM W/E 21.09.12 etc | 135.25 | 4,189,989.26 | |
| 9950 | 21/09/12 | Roger Matheson | WAGES 20/8 TO 20/09 2012 | 416.00 | 4,190,405.26 | |
| 9951 | 21/09/12 | McPadden McMecken Phillips | OVERPAID RATES | 73.80 | 4,190,479.06 | |
| 9952 | 21/09/12 | Meridian Energy Limited | UDC STREETLIGHTS AUGUST 2012 a | 34,261.26 | 4,224,740.32 | |
| 9953 | 21/09/12 | Ministry for the Environment | LEVY RETURN JULY 2012 | 27,937.99 | 4,252,678.31 | |
| 9954 | 21/09/12 | Morrison Low & Associates Ltd | PROP SERVICES REVIEW AUG 2012 | 61,374.35 | 4,314,052.66 | |
| 9955 | 21/09/12 | Motuoka Flooring Xtra | 12A VOSPER ST CARPET AND VINYL | 1,368.00 | 4,315,420.66 | |
| 9956 | 21/09/12 | Daphne Muirhead | DOG REFUND | 37.50 | 4,315,458.16 | |
| 9957 | 21/09/12 | MWH New Zealand Limited | CON 461 AUG 12 etc | 917,274.72 | 5,232,732.88 | |
| 9958 | 21/09/12 | T G Walder | MOWING | 349.12 | 5,233,082.00 | |
| 9959 | 21/09/12 | Julie Paines | EXPENSE CLAIM W/E 23.09.12 | 59.20 | 5,233,141.20 | |
| 9960 | 21/09/12 | DOG Wrightson Limited | SHELL FUEL CARD | 32.72 | 5,233,173.92 | |
| 9961 | 21/09/12 | Playground Centre Limited | PROGRESS CLAIM GOODMAN RESERVE | 23,000.00 | 5,256,173.92 | |
| 9962 | 21/09/12 | C Pointon | DOG REFUND | 22.50 | 5,256,196.42 | |
| 9963 | 21/09/12 | Russell & Karen Pringle | GARDEN CARE TAKAKA REC DOMAIN | 82.65 | 5,256,279.07 | |
| 9964 | 21/09/12 | Julie Proctor | EXPENSE CLAIM W/E 23.09.12 | 16.20 | 5,256,295.27 | |
| 9965 | 21/09/12 | Stephen Richards | EXPENSE CLAIM W/E 23.09.12 | 222.00 | 5,256,517.27 | |
| 9966 | 21/09/12 | Kieran Scott | EXPENSE CLAIM W/E 23.09.12 | 80.01 | 5,256,597.28 | |
| 9967 | 21/09/12 | Smart Environmental Limited | CON 613 AUG 12 | 222,095.36 | 5,478,692.64 | |
| 9968 | 21/09/12 | Tasman Store Limited | COFFEE DRINKS AT ECOFEET | 127.00 | 5,478,819.64 | |
| 9969 | 21/09/12 | Taylor's Contracting Limited | CONTRACT 877 AUGUST 2012 etc | 456,106.99 | 5,934,926.63 | |
| 9970 | 21/09/12 | Telecom New Zealand Limited | INFORMATION SERVICES etc | 5,891.22 | 5,940,817.85 | |
| 9971 | 21/09/12 | The Landscaping Company | MAINTENANCE AND PLANTING WORK | 3,109.06 | 5,943,926.91 | |
| 9972 | 21/09/12 | Joseph Thomas | EXPENSE CLAIM W/E 23.09.12 | 66.50 | 5,943,993.41 | |
| 9973 | 21/09/12 | Ken Todd | CARSTAKER SERVICES AT MCKEE RE | 2,199.58 | 5,946,192.99 | |
| 9974 | 21/09/12 | Walmea Drilling Co Ltd | CONTRACT 829 12 SEPT | 4,850.99 | 5,951,043.98 | |
| 9975 | 21/09/12 | Peter Watson | INSTALL COAT HANGERS LIBRARY | 24.00 | 5,951,067.98 | |
| 9976 | 21/09/12 | Claire Webster | EXPENSE CLAIM W/E 23.09.12 | 92.00 | 5,951,159.98 | |
| 9977 | 21/09/12 | Robert Workman | EXPENSE CLAIM W/E 23.09.12 | 40.07 | 5,951,200.05 | |

Item 8.10

Attachment 1

| Schedule Of Expenditure | September12 | Period Ending 30 SEP 12 | Run Time | 2/10/12 | 1: |
|-------------------------|-------------|------------------------------------|--------------------------------|--------------|--------------|
| No | Date | Name | Purchase | Amount | Total |
| 9978 | 21/09/12 | Fulton Hogan Limited | CON 875 AUG 12 etc | 474,663.82 | 6,425,862.67 |
| 9979 | 28/09/12 | Inland Revenue Department | GST PAYMENT AUG 12 | 2,355,454.08 | 8,761,317.95 |
| 9980 | 28/09/12 | A & L Barratt Limited | WATER METER READINGS | 2,375.67 | 8,783,693.62 |
| 9981 | 28/09/12 | Boffa Miskell | KINA APPEAL | 11,316.00 | 8,795,009.62 |
| 9982 | 28/09/12 | Brent Pickworth Precision Painters | PAINTING OF DECKS RESERVE | 2,460.00 | 8,797,469.62 |
| 9983 | 28/09/12 | Bridge Valley Adventure Centre | DEPOSIT TYC HUI | 500.00 | 8,797,969.62 |
| 9984 | 28/09/12 | Ian Brown | EXPENSE CLAIM W/E 30.09.12 | 301.00 | 8,798,270.62 |
| 9985 | 28/09/12 | Mary Butler | EXPENSE CLAIM W/E 30.09.12 | 64.38 | 8,798,335.00 |
| 9986 | 28/09/12 | Ching Contracting Limited | CON 867 AUG 12 | 546.50 | 8,798,881.50 |
| 9987 | 28/09/12 | CV Industries | CON 823 AUG 12 | 15,745.20 | 8,814,627.00 |
| 9988 | 28/09/12 | Philip Drummond | EXPENSE CLAIM W/E 30.09.12 | 41.50 | 8,814,668.50 |
| 9989 | 28/09/12 | Dry Creek Publishing & Promotion | Humint 2012/2013 etc | 33,360.03 | 8,854,028.53 |
| 9990 | 28/09/12 | Fairfax New Zealand Ltd | THE PRESS | 55.60 | 8,854,084.13 |
| 9991 | 28/09/12 | Fletcher Vauhier Moore Trust A/C | LAND PURCHASE FOR RMC RESERVE | 55,000.00 | 8,919,084.13 |
| 9992 | 28/09/12 | Founders Brewery/Cafe | CATERING FOR SCOPEST | 235.00 | 8,919,319.13 |
| 9993 | 28/09/12 | Rob Francis | EXPENSE CLAIM W/E 30.09.12 | 28.58 | 8,919,347.71 |
| 9994 | 28/09/12 | Jan Frater | EXPENSE CLAIM W/E 29.09.12 | 184.69 | 8,919,532.40 |
| 9995 | 28/09/12 | Fuji Xerox Finance Limited | OPERATING LEASE 50503 etc | 3,444.25 | 8,922,976.65 |
| 9996 | 28/09/12 | Fulton Hogan Limited | CON 871 AUG 12 etc | 68,731.62 | 8,991,708.27 |
| 9997 | 28/09/12 | Golden Bay Builders Ltd | AMENDMENT NOT ACCEPTED | 233.00 | 8,991,941.27 |
| 9998 | 28/09/12 | Giles Griffiths | EXPENSE CLAIM W/E 30.09.12 | 25.00 | 8,991,966.27 |
| 9999 | 28/09/12 | Hanish Stuart Transport | TRANSPORT SERVICES | 147.18 | 8,992,113.45 |
| 1000 | 28/09/12 | Higgins Contractors Nelson | PROGRESS CLAIM CYCLE TRAIL | 7,990.30 | 9,000,103.75 |
| 1001 | 28/09/12 | Hills Community Church Trust | WATER RATES REPUND | 183.60 | 9,000,287.35 |
| 1002 | 28/09/12 | Ifocus International Ltd | GAZBO HIRE | 501.50 | 9,000,788.85 |
| 1003 | 28/09/12 | Imagine Designs | SKAPES, TRACKS, BLINDE FOR HAL | 3,615.80 | 9,002,374.65 |
| 1004 | 28/09/12 | Jack Stevens | TREE WORK etc | 850.25 | 9,003,224.90 |
| 1005 | 28/09/12 | R W Jackett | NAPIA DRAINAGE AND EARTHWORKS | 3,165.26 | 9,006,390.16 |
| 1006 | 28/09/12 | Manawhenua Ki Mohun | ATTENDANCE AT MKM MEETINGS | 184.00 | 9,006,574.16 |
| 1007 | 28/09/12 | Meridian Energy Limited | TDC PUMP 168 TOTARA VEIW RD | 412.97 | 9,006,987.13 |
| 1008 | 28/09/12 | Napier Computer Systems | | 915.29 | 9,007,902.42 |
| 1009 | 28/09/12 | NZHS2012 | NZHS CONFERENCE G CURMON etc | 1,950.00 | 9,009,852.42 |
| 1010 | 28/09/12 | Opus | REFUND PART PROCESSING COST | 558.00 | 9,010,410.42 |
| 1011 | 28/09/12 | Orbit Corporate Travel | FLIGHTS M T JONES etc | 1,638.00 | 9,012,048.42 |
| 1012 | 28/09/12 | K M Patch | WATER PAID TO RATES IN ERROR | 155.60 | 9,012,204.02 |
| 1013 | 28/09/12 | Pohara Beach Top 10 Holiday Park | PLUMBING WORK | 1,957.66 | 9,014,161.68 |
| 1014 | 28/09/12 | RW Sixtus Sawmilling Ltd | FLOOD CLEANUP | 701.49 | 9,014,863.17 |
| 1015 | 28/09/12 | Selwyn Steedman | EXPENSE CLAIM W/E 30.09.12 | 105.20 | 9,014,968.37 |
| 1016 | 28/09/12 | Telecom New Zealand Limited | MAIN OFFICE PHONE BILL etc | 7,128.32 | 9,022,096.69 |
| 1017 | 28/09/12 | Tiaki Te Taiao Limited | ANNUAL GRANT CONTRIBUTION | 7,187.50 | 9,029,284.19 |
| 1018 | 28/09/12 | A Tomlinson | EXPENSE CLAIM W/E 30.09.12 | 344.20 | 9,029,628.39 |
| 1019 | 28/09/12 | Lindsay Vaughan | EXPENSE CLAIM W/E 30.09.12 | 163.20 | 9,029,791.59 |
| 1020 | 28/09/12 | The Verdict 2007 Limited | CATERING | 225.00 | 9,029,936.59 |
| 1021 | 28/09/12 | Waste Management Institute NZ Inc | WASTE MINE CONFERENCE D STRPHS | 2,472.50 | 9,032,409.09 |
| 1024 | 1/10/12 | | PAY DEBN Sthn Cross | 9,475.96 | 9,041,885.05 |

Number Of Cheques = 810

Last Page ***

9 CONFIDENTIAL SESSION

9.1 Procedural motion to exclude the public

The following motion is submitted for consideration:

THAT the public be excluded from the following part(s) of the proceedings of this meeting. The general subject of each matter to be considered while the public is excluded, the reason for passing this resolution in relation to each matter, and the specific grounds under section 48(1) of the Local Government Official Information and Meetings Act 1987 for the passing of this resolution follows.

This resolution is made in reliance on section 48(1)(a) of the Local Government Official Information and Meetings Act 1987 and the particular interest or interests protected by section 6 or section 7 of that Act which would be prejudiced by the holding of the whole or relevant part of the proceedings of the meeting in public, as follows:

9.1 Health and Safety Update Report

| Reason for passing this resolution in relation to each matter | Particular interest(s) protected (where applicable) | Ground(s) under section 48(1) for the passing of this resolution |
|--|--|---|
| The public conduct of the part of the meeting would be likely to result in the disclosure of information for which good reason for withholding exists under section 7. | s7(2)(a) - The withholding of the information is necessary to protect the privacy of natural persons, including that of a deceased person. | s48(1)(a) The public conduct of the part of the meeting would be likely to result in the disclosure of information for which good reason for withholding exists under section 7. |

9.2 Jackett Island and Motueka Groyne Funding Options

| Reason for passing this resolution in relation to each matter | Particular interest(s) protected (where applicable) | Ground(s) under section 48(1) for the passing of this resolution |
|--|---|---|
| The public conduct of the part of the meeting would be likely to result in the disclosure of information for which good reason for withholding exists under section 7. | s7(2)(i) - The withholding of the information is necessary to enable the local authority to carry on, without prejudice or disadvantage, negotiations (including commercial and industrial negotiations). s7(2)(j) - The withholding of the information is necessary to prevent the disclosure or use of official information for improper gain or improper advantage. | s48(1)(a) The public conduct of the part of the meeting would be likely to result in the disclosure of information for which good reason for withholding exists under section 7. |