

EcoBuzz

EcoBuzz Edition 61

Term 1 2016

IN THIS ISSUE:



Victory School celebrates becoming a Silver level Enviroschool

Kia ora tatou

There are three quotes on this page. Do any of them move you? Which one do you connect with the most? Do you think your students might connect with one?

Inspiring and supporting our students to learn, care and have the skills to make a positive difference as well as the energy to make those changes – this is part of your job! Huge huh? What are the key ingredients in this most important work? We would love a dialogue around how this happens at the ‘coalface’ (this is quite an ironic saying now!). Scary stuff you might say. Well watch this clip <http://www.upworthy.com/morgan-freeman-talks-about-a-scary-situation-we-know-about-but-the-potential-victims-were-wrong?c=reccon1> and realise how important your work is. We thank you. Send us a story of what your students are doing – we just love to share the amazing things happening in our schools and centres.

Thanks Lindsey, Chelsea, Adie and Claire



“Optimism is a strategy for making a better future. Because unless you believe that the future can be better, it’s unlikely you will step up and take responsibility for making it so.”
–Noam Chomsky

“Occupy the place where your deep gladness and the world’s deep hunger meet” – Fredrick Beuchner

“We didn’t leave the stone age because we run out of stone. We have to leave the oil age because burning oil is not good for the climate, it is not good for us. Eric Rignot PhD NASA



Contents

News from the Councils	3–4
Regional	
Enviroschools	5–6
Students Taking Action	7–10
WES Updates	11–12
Snippets	13
Seaweek	14
Teacher Activities	15–16

The Team

Tasman District Council



Adie Leng
Education & Partnerships
Officer
Ph. 543 7222
adie.leng@tasman.govt.nz



Claire Webster
Education & Partnerships
Officer
Ph. 525 0020 (ext 450)
claire.webster@tasman.govt.nz

Nelson City Council



Chelsea Woolhouse
Environmental Programmes
Adviser
03 265 6986
Chelsea.Woolhouse@ncc.govt.nz



Lindsey Fish
Enviroschools Facilitator &
Nelson Regional Coordinator
0211460247
enviroschools@ncc.govt.nz

Get Moving Family Bike Fun Rabbit Island – March 6

As part of Choice Children's Day

Location: Rabbit Island 7081, New Zealand - Conifer Park

When: March 6 - 2:00 pm

Phone: 027 678 2134

Email: events@tasman.govt.nz

Website: <http://www.get-moving.org.nz>

Description: Fun and events for the whole family - activities will include a Bike Rogaine, bike demo's, slow bike race, decorate your bike comp, cycle skills course and Big Bike Check and Tune Up.

Get Moving Big Bike Tune Up at the Motueka Market – March 13

Location: Wallace St, Motueka, Decks Reserve,
- Motueka Sunday Market

When: March 13 - 9:30 am

Phone: 027 678 2134

Email: events@tasman.govt.nz

Website: <http://www.get-moving.org.nz>

Description: Grab a free bike check and tune-up from the Get Moving team at the Big Bike Tune Up at the Motueka Market (Decks Reserve). If you're visiting the market, or just in town on Sunday morning head over to the Get Moving pergola to give your bike some summer cheer, and maybe pick up a bike-related give-away or information on riding in Nelson and Tasman.

Get Moving Retro Fun Ride and Big Bike Tune Up – April 2

Location: 1 Point Rd, Monaco, Nelson

When: April 2 - 2:00 pm

Phone: 0276782134

Email: catwinns@icloud.com

Website: <http://www.get-moving.org.nz>

Description: Round off your summer with this great event! Starting at the Honest Lawyer in Monaco this fun ride is an approximately 10km loop of the Stoke bike paths, almost all off-road. Fancy dress and bike decoration with a vintage/retro theme is encouraged with prizes for the best dressed retro bike of any era, so celebrate the end of our fabulous summer in style. Come early (from 1pm) to get your bike checked by mechanics for free at the Big Bike Tune Up.



Family Fun Bike Day in Takaka on February 21.

Discovering local estuaries

Are you interested in learning more about estuaries? Check out the Department of Conservation's new section on their website called 'Our Estuaries', which features the important restoration work being carried out on our very own Waimea Inlet. To learn more about estuaries in the region and how you can get involved visit: <http://www.doc.govt.nz/estuaries>



Name the Harbourmaster's Boat



WIN
a trip in the
new boat with
Tasman's
Harbourmaster,
and marine
vouchers!

The Harbourmaster's new boat needs a name.
Do you have a suggestion that will float our boat?
Suggest a name and answer a simple boating safety
question to be in with a chance to win a trip in the new
boat with Tasman's Harbourmaster, and marine vouchers.

ENTER: tasman.govt.nz/feedback
ENTRIES CLOSE: 11 March 2016
Entries are restricted to residents of Tasman District.

 **tasman**
district council

It is with great sadness that we acknowledge the passing of a dearly loved Enviroschools colleague Jan Cox.

Jan died suddenly on 26 January 2016 while diving with her husband Dave.

Some of us in Nelson and Tasman had the privilege of attending the New Zealand Association for Environmental Educators (NZAEE) Conference in Auckland in February and appreciated the recognition given throughout the Conference to Jan.

Jan has had a long and effective involvement in education for sustainability, NZAEE and Enviroschools. She gave wholeheartedly to educating young people for a better future and modelled the kaupapa of sustainability through her words and action.

During her involvement with the national Education for Sustainability team Jan was respected for her depth of knowledge and collaborative way of working.

The Toimata Foundation (formerly Enviroschools Foundation) recognised Jan's immense potential and employed her in the role of National Manager of Enviroschools, or 'Nat Man' as Jan was fondly referred to.

Jan was renowned for the calibre of her work and for her propensity to work tirelessly and far beyond the call of duty. She was always prepared to 'go the extra mile' to ensure others were supported and empowered in their work. A significant stand-out aspect of Jan's work was her reflective practice which has added depth and rigour to the kaupapa she embraced and in which so many of us are involved in Tasman and Nelson.

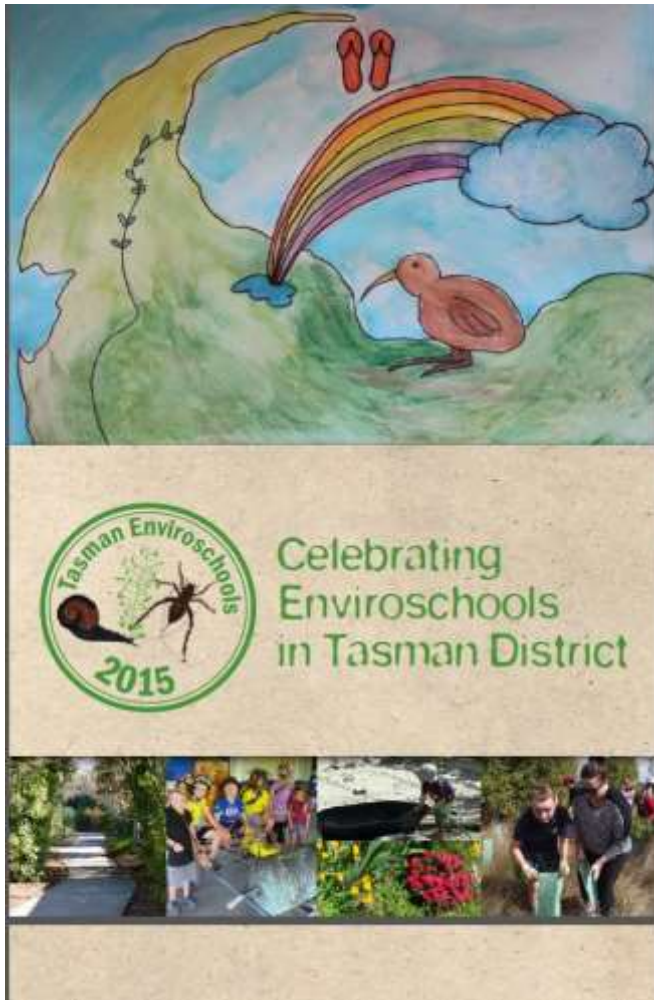
In Jan's role as teacher, lecturer, facilitator, advisor and 'Nat Man' she has been undeniably effective. Jan has mentored people throughout Aotearoa. She loved and was loved. Jan will be sorely missed but her legacy will endure.

We mihi to Jan and send aroha to her whānau, to the team she walked alongside at Toimata, and to all whose lives have been impacted by this woman we are proud to call friend, colleague, role model, mentor and champion.



Kua hinga he totara i te wao nui a Tane

A totara has fallen in the forest of Tane



Celebrating Enviroschools in Tasman District

Tasman District Council was the first to foster the Enviroschools Programme in the Top of the South and values the partnerships with the local Enviroschools, Toimata Foundation, Nelson City and Marlborough District Councils, Nelson Tasman Kindergarten Association and the Department of Conservation.

We are delighted to be able to share this scrapbook with all the Enviroschools in Tasman.

Salisbury School achieved the first Review of a Green-Gold Enviroschools level in Tasman.

The next step after a few years as a Green-Gold level Enviroschool is to hold another holistic self review to check if this level is still being maintained. Salisbury School still is. The Mayor of Tasman District, Richard Kempthorne presented Principal Brenda Ellis and student Ceara Scott with this fourth level on the Enviroschools journey adding another certificate to the many that Salisbury School has gained over the years as an Enviroschool.





Birchwood Kindergarten celebrate their new outdoor environment

On Wednesday, 25 November 2015, with the support of families and the main sponsor New World Stoke, Birchwood Kindergarten created a new wilderness area. Guy Redmond (Landscape Design at Leaves of Green) drew a plan according to the children's, families and teachers' ideas and added his expertise. This involved cutting down an oak tree (that was farewelled with karakia and lots of hugs) and the timber was used for new seating areas, steps, waterways and toys.

A few working bees later the area was wonderfully transformed and new shrubs were planted. The Family Committee organized an afternoon tea to celebrate the new area and the children of Birchwood Kindergarten sang the 'Pohutukawa Tree' song.



honey wraps

made by Harakeke busy buzzy bees

Our clever children designed themselves a beewax sandwich wrapper, as part of our commitment to teaching our tamariki sustainability and how to become environmentally friendly beings—in line with our newly awarded Silver EnviroSchool Award.

Our wraps are perfect for cheese and bread, are great for school lunches and reusable bowl covers.

Care: Hand wash in cool water. These wraps are hygienic, breathable, reusable and durable.

here is how you make it



STEP 1.: Take one creative child and a piece of calico



Step 2.: add black permanent marker and get creative



Step 3.: wet the new creation



Step 4.: add a splash of indian ink for colour



Step 5.: hang to dry. While you line a baking tray with baking paper



Step 6.: sprinkle with grated wax and bake at 100 degrees C until melted.

Step 7.: wrap up your yummy lunch



Students as Citizens

Waimea and St Paul's students offered ideas for Richmond's Queen Street changes


St Paul's students with a supportive grandparent setting the scene on their map of Queen Street with what they already value about Richmond.

Students from a few Richmond schools are amongst those who have taken the opportunity to learn and contribute to Tasman District Council's Queen Street Reinstatement project. The project is part of major improvements to central Richmond's stormwater network to reduce flood risk and replace aged and undersized pipes. The street surface will be replaced from shop front to shop front, and the changes provide an opportunity to make Queen Street a safer and more accessible environment. Traffic and pedestrian flow, car parking and beautification ideas will be considered in the re-establishment.

The political shift in appreciating students as citizens is a wonderful forward step and reinforces the Enviroschools' guiding principle of empowering children and students with informed shared decision-making opportunities, and move away from decision-making just being the domain of adults.

A summary of the feedback and submissions received during the consultation process will be presented to Councillors in March.

As part of "Students as Citizens" Waimea College students from Social Studies class checking out a map of Queen Street to understand why the stormwater drains need to be moved and enlarged.





Young students at Tahunanui school discussing the new junior garden with Councillor Paul Matheson.

Victory and Tahunanui Schools become Silver Enviroschools - Congratulations. Also Stoke and Victory Square Kindergarten are now Bronze level – congratulations too!

Congratulations to Victory and Tahunanui Schools who have become Silver Enviroschools. Well done for all your hard work preparing for the holistic reflections.

Congratulations also go to Stoke and Victory Square Kindergartens who, thanks to the dedication of their tamariki and teams, are now Bronze Enviroschools.

We look forward to supporting you on the next steps of your inspiring Enviroschools journey.

Thanks also to the Nelson City Mayor and Councillors who take the time to make the celebrations extra special by visiting the school to find out about their programmes and presenting certificates.

We wish all the awesome Envirogroup students moving on to a new school this term, the best of luck and look forward to catching up with them in their new setting; seeing their influence and the skills these young enviro-leaders bring!



A delighted Victory School Envirogroup with Lead teacher, Sterling Cathman, following a successful holistic Silver reflection.

Happy New Year from Waste Education Services for schools!

Our Waste Education Services (WES) schools' facilitator is ready to help your school with any waste-related information, curriculum-linked resources, activity ideas or assistance.

Contact Sarah Langi: sarahlangi@nec.org.nz to book a visit, or phone Nelson Environment Centre 03) 545 9176. Check out our website: <http://www.nec.org.nz/school-preschool-can/> for info and free resources on waste.

Want to take your school even closer to zero-waste?

You are invited to a meeting of teachers and others who are passionate about waste education and reducing waste. At this meeting, we can introduce ourselves, share ideas and decide how best to support each other.

The meeting will be held at Nelson Environment Centre on Wednesday 11 May at 3.30pm - 4.15pm, complete with cake!

Check out these resources for waste education:

- **Be resource smart: Wise up on Waste.** WEAAR 2010. – an excellent resource designed to help year 5–8 students take personal responsibility for their consumer choices and explore alternatives to sending waste to landfill. Developed by WEAAR (Waste Education across the Auckland Region). Can be downloaded free from <http://www.nec.org.nz/reducing-waste-school/>
- **Composting Kids** — a great dvd presented by kids for kids on how to make compost, do bokashi, maintain a worm farm. Order your copy from http://earthwhile.co.nz/composting_kids-dvd/ Costs \$18.95 incl. GST.
- **Buy, Use, Toss** — a closer look at the things we buy. Suitable for years 9–12. <https://www.facingthefuture.org/Curriculum/PreviewandBuyCurriculum/tabid/550/CategoryID/4/List/1/Level/a/ProductID/1/Default.aspx>
- **Tip the balance on waste** – Environment Canterbury. — an interactive resource. <http://www.ecan.govt.nz/advice/your-school/games-movies/Pages/tip-balance-waste.aspx>

What to do with your electronic waste:

Nelson Environment Centre is now able to recycle your electronic waste. It is shipped to Christchurch, where it is recycled by an ethical and responsible company. Please ring Nelson Environment Centre 545 9176 to arrange. Discounts apply for large volumes.



Interesting waste news:

- The government is considering a ban on cosmetic products containing plastic microbeads, two decades after scientists first sounded the alarm about them polluting waterways. Find out which products contain them: <http://www.radionz.co.nz/news/regional/293731/momentum-grows-for-microbead-ban> (viewed 8 January 2016)
- Oceans will contain more plastic than fish by 2050 unless the world takes radical action to stop rubbish leaking into the seas, a major new report has warned. At least 8 million tonnes of plastic already ends up in the ocean every year – the equivalent of a rubbish truck of waste every minute, according to the report from the World Economic Forum. http://www.nzherald.co.nz/world/news/article.cfm?c_id=2&objectid=11577295 (viewed 2 Feb 2016).
- WRAP in UK launches “Love Your Clothes” campaign, which aims to raise awareness of the value of clothes and encourages people to think about the way they purchase, use and dispose of clothes <http://loveyourclothes.org.uk/> (viewed 2 Feb 2016).
- What’s food loss and waste got to do with climate change? A lot, actually! Greenhouse gas emissions from food loss and waste (8.2%) approach the levels from road transport (10%)! <https://www.linkedin.com/pulse/whats-food-loss-waste-got-do-climate-change-lot-swannell-frsa?trk=mp-reader-card>

Thought your students might like this idea----- they could set up a “Give Box” at school? Zero Waste Scotland has an annual [“Pass it on”](#) week to encourage keeping things in use for as long as possible by passing on, swapping, sharing or donating things you no longer use. [We love the “Give Box” concept!](#)



Dates for your diary....

- **17 Feb** Artbox open 3.30–4.45pm for arts and crafts materials: (open 3rd Wed each month).
- **11 May** meeting of teachers passionate about waste 3.30–4.15pm at Nelson Environment Centre.
- **11 May** Annual Caretakers’ Lunch time and place to be confirmed.
- **10 Aug** Teachers’ Workshop: **How to host a zero waste event and green your school’s purchasing.** 3.30–4.45pm Nelson Environment Centre



Facing the Future launches their new website! Check out their great resources www.facingthefuture.org.

#MyWaterWayNZ - Photo Competition

<http://millionmetres.org.nz/mywaterwaynz-photocompetition-2016/>



<http://livestream.com/i-filmscience/10x10> have held a 10 by 10 Luminaries film series. Ten talks in ten locations in New Zealand as part of the 'UN International Year of Light' with 10 New Zealand speakers. Topics range from massive stars to tiny lasers to the Maori moon.

Check out the Seaweed 2016 Ocean Champion

Voting was intense for the Seaweed 2016 Ocean Champion. Voting is now closed but there is a fantastic collection of seven awesome individuals and organisations who are Ocean Champions – check them out [here on the Seaweed website](#).

Will your school be listed here next year?



A 15 year old from California told it like it is to the United Nations at COP last year. Have a listen. <http://www.upworthy.com/meet-the-15-year-old-hero-who-just-gave-the-un-some-real-talk-about-the-future-of-his-generation?c=recon3>

Morgan Freeman has some powerful points of view to share too:

<http://www.upworthy.com/morgan-freeman-talks-about-a-scary-situation-we-know-about-but-the-potential-victims-were-wrong?c=recon1>



Get Inspired with our Seaweed 2016 Competitions!

NZAAE Seaweed is delighted to announce three national competitions for Seaweed 2016 with some fantastic prizes up for grabs sponsored by Hauraki Blue Cruises, Young Ocean Explorers, New Zealand Geographic and Pro Photographer during New Zealand's annual, national week about the sea, which runs this week (from Saturday 27 February to Sunday 6 March 2016).

National Children's Poetry Competition

The Seaweed 2016 theme is "Toiora te Moana – Toiora te Tangata, Healthy Seas – Healthy People". For the **national children's poetry competition**, entrants are asked to write a Haiku (俳句 high-koo) 3-line poem inspired by the Seaweed 2016 theme and illustrate it with an image.

Full details on how to enter are on the [Seaweed website's Competitions page](#).

Instagram photographic competition - Sea Me:

How Seaweed Inspires Me

The second competition is an **Instagram photographic competition - Sea Me: How Seaweed Inspires Me**, open to all ages. Follow [@nzaaeseaweed](#) on [Instagram](#) and post a photo and caption (20 words max) that illustrates what you and your school/group/organisation/family or whanau are doing to help keep our seas healthy for all. This includes learning about and experiencing your local coastal environment. You must follow [@nzaaeseaweed](#) and tag your photos **#seaweed2016 #healthyseashealthypeople** to enter.

Sponsored by [New Zealand Geographic](#) & [Pro Photographer](#)

Full details on how to enter are on the [Seaweed website's Competitions page](#).

Design a Doodle4Seaweed Competition

The third competition is Design a Doodle4Seaweed based on the Seaweed logo and the theme "Toiora te Moana – Toiora te Tangata, Healthy Seas – Healthy People". Get inspiration from the winners of the doodle4google competition

<https://www.google.co.nz/doodle4google/winners.html>

Doodle4Seaweed 2016 Competition



[Download the entry form](#) from the Seaweed website. Entries must be emailed to mels@subliminal.co.nz & we will post a daily "winner" on Facebook and select an overall winner in each of two categories.

Competitions are sponsored by [Hauraki Blue Cruises](#), [Pro Photographer](#), [New Zealand Geographic](#) and [Young Ocean Explorers](#).

Name: _____ Age: _____ Address: _____
Email: _____ Phone: _____ School: _____



Activity one: Word slam

Two players each think of a word. They say them out loud simultaneously, using the verbal setup of “one, two, three” to synchronize the utterances of the chosen words. Each player reviews the two words and then tries to think of a word that connects the two. The players simultaneously say “one, two, three,” and then their new chosen words. The process is repeated until both players say the same word.

For example, the players might start with “green” and “hamburger.” In the next round one player might say “lettuce” and the other “pickle.” In the third round, both players might say “vegetable,” and end the game. A word used by either player may not be used as the chosen word in any subsequent round.

Activity two: Water in the Cup

Science brain teasers require understanding of the physical or biological world and the laws that govern it.

A man in a restaurant asked a waiter for a juice glass, a dinner plate, water, a match, and a lemon wedge. The man poured enough water onto the plate to cover it.

The challenge:

"If you can get the water on the plate into this glass without touching or moving this plate, I will give you \$100," the man said. "You can use the match and lemon to do this."

A few minutes later, the waiter walked away with \$100 in his pocket. How did the waiter get the water into the glass?

Hint – The glass will be upside-down when the water is in it.

Answer

First, the waiter stuck the match into the lemon wedge, so that it would stand straight. Then he lit the match, and put it in the middle of the plate with the lemon. Then, he placed the glass upside-down over the match. As the flame used up the oxygen in the glass, it created a small vacuum, which sucked in the water through the space between the glass and the plate. Thus, the waiter got the water into the glass without touching or moving the plate. You can try this experiment at home with appropriate supervision.

Activity three: Garden Plots – brain teaser

Abby, Bret, Chris, Di, Eddie, Fred, Greg, Holly, and Jo are nine students who look after different vegetable garden plots on a hillside. The gardens are in a grid 3 by 3. A plot to the West, one in the centre, and one to the East. If you look directly at the gardens, the left side is West and the right side is East. Each student is assigned exactly one garden plot. Can you find where each of their plots is:

- 1 Holly does not garden on the bottom row of plots.
- 2 Fred gardens directly uphill of Jo and directly next to Bret (whose garden plot is on the West side).
- 3 Eddie gardens on the East side and one row higher than Fred.
- 4 Di gardens directly uphill of Fred.
- 5 Greg gardens directly uphill of Chris.

Answers

West	Centre	East
====	=====	====
Holly	Di	Eddie
Bret	Fred	Greg
Abby	Jo	Chris

Activity four: All Earth's water in a bubble

This drawing shows blue spheres representing relative amounts of Earth's water in comparison to the size of the Earth. Are you surprised that these water spheres look so small? They are only small in relation to the size of the Earth.

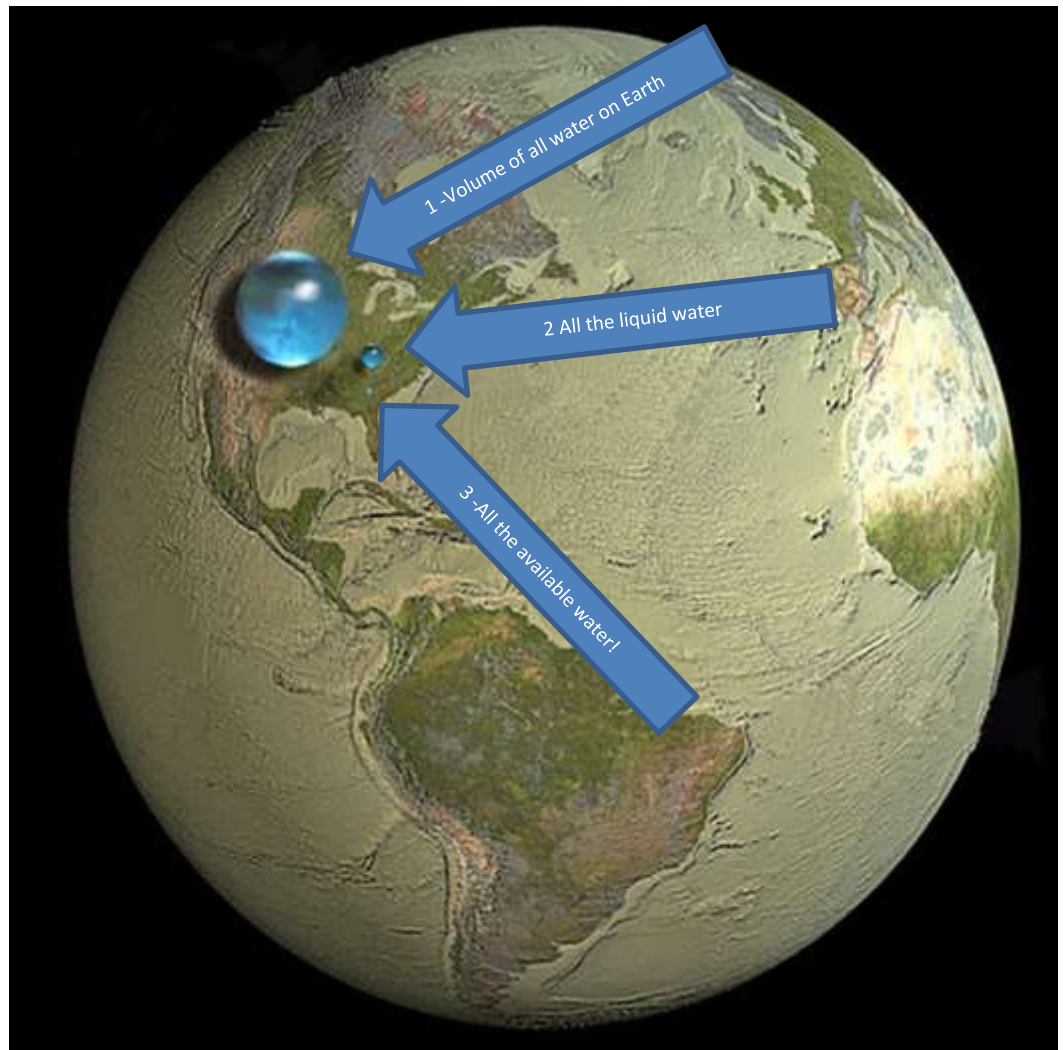
This image attempts to show three dimensions, so each sphere represents "volume."

1 - The volume of the largest sphere, representing all water on, in, and above the Earth, would be about 1,386,000,000 cubic kilometres (km^3), and be about 1,385 kilometres in diameter.

2 - The smaller sphere over Kentucky represents Earth's liquid fresh water in groundwater, swamp water, rivers and lakes.

The volume of this sphere would be about 10,633,450 km^3 and form a sphere about 272.8 kilometres in diameter. Yes, all of this water is fresh water, which we all need every day, but much of it is deep in the ground, unavailable to humans.

3 - Do you notice the "tiny" bubble over Atlanta, Georgia? That one represents fresh water in all the lakes and rivers on the planet. Most of the water that people and life on earth need every day comes from these surface-water sources. The volume of this sphere is about 93,113 km^3 . The diameter of this sphere is about 56.2 kilometres. Yes, Lake Michigan looks way bigger than this sphere, but you have to try to imagine a bubble almost 56 kilometres high - whereas the average depth of Lake Michigan is less than 91 meters.



Ideas of how to use this with your students

Firstly the information is from <http://water.usgs.gov/edu/earthhowmuch.html> There is a lot of information!

For example here is a link to an interactive water cycle <http://water.usgs.gov/edu/watercycle-kids-adv.html>

A link to the story of "Dryville" on this page is another link to the story made into a class play. Have students further adapt this to fit New Zealand. <http://water.usgs.gov/edu/dryville.html>

And finally, here is a link to the activity page. Although the data is American many of the activities are worthwhile and have worldwide information components. The quizzes and surveys are live and students are able to submit to them and receive feedback. <http://water.usgs.gov/edu/msac.html>